



State of Alaska
Department of Labor and Workforce Development
Division of Workers' Compensation

On July 18, 2011, the following notice was provided concerning Alaska Workers' Compensation Filing Changes. The Alaska EDI Training will discuss the EDI Claims Release 3 implementation further. The mandatory implementation date previously stated as February 2012 has been moved to third quarter of 2012 based on Alaska's implementation plan.



The State of Alaska, Division of Workers' Compensation will be implementing electronic reporting of workers' compensation first reports of injury (FROI) and subsequent reports of injury (SROI) - commonly referred to as compensation reports. EDI reporting will be required for all trading partners (insurers, self-insured employers, and claims administrators). Mandatory implementation is planned for February 2012.

Electronic reporting will be via EDI transmission, using the Claims 3.0 reporting standards adopted by the International Association of Industrial Accident Boards and Commissions (IAIABC). Additional information can be found online at the IAIABC website, <http://www.iaibac.org>.

The State of Alaska has contracted with Insurance Services Office, Inc. (ISO) to manage its FROI/SROI reporting. ISO will be administering registration of trading partners, testing, and data collection and submission of EDI data to the State. Registration and testing will be available beginning August 1, 2011. Additional information can be found online at <http://www.adoledi.info>.

If you have any questions or concerns regarding implementation of EDI FROI/SROI reporting in Alaska, please contact ISO at adoledi@iso.com.


Sincerely,
Michael P. Monagle,
Director



Presenters and Attendees

- **Alaska (ADOL)**
 - Michael Monagle | Director
 - Margaret Brockhaus | Senior Project Manager
 - Monica Butler | Project Assistant
- **ISO**
 - Robbie Tanner | Director ISO State & Analytic Solutions
 - Jim Eldridge | Director ISO Client Services
- **Introductions of Attendees**

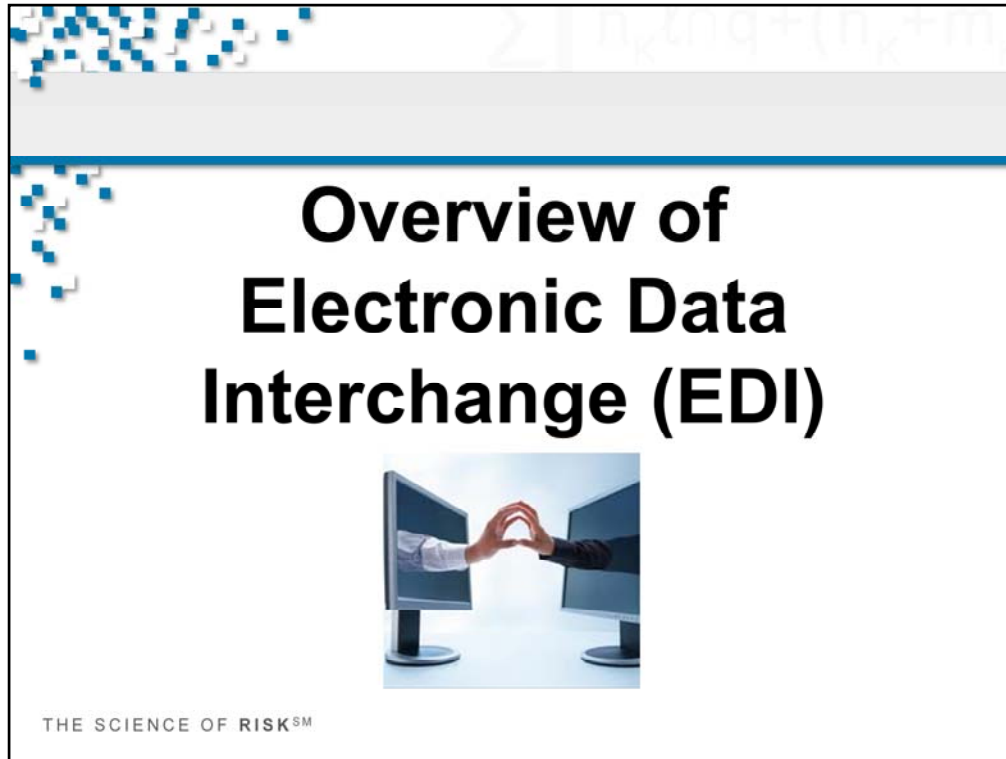
THE SCIENCE OF RISKSM



2

Welcome to the State of Alaska, Department of Labor and Workforce Development, Division of Workers' Compensation Filing Changes training. Introductions of presenters and attendees.

The intended audience for this presentation is EDI Service Providers, Claim Administrators, Third Party Administrators, Insurance Companies, Self Insured Employers & Groups.



Overview of Electronic Data Interchange (EDI)

Overview of Electronic Data Interchange (EDI)

What is EDI?

Electronic Data Interchange (EDI) is the electronic exchange of data between *business* trading partners (i.e., claim administrators to state agencies), in a standardized format using a National Standard.

This does not include Injured Workers!



THE SCIENCE OF RISKSM

4

What is EDI? Electronic Data Interchange (EDI) is the electronic exchange of data between *business* trading partners (i.e., claim administrators to state agencies), in a standardized format using a National Standard.



Overview of Electronic Data Interchange (EDI)



Why National Standards...

- One consistent national file format and standard processing rules
- Quality and accurate data
- Timely reported data
- Automated response for reports
 - e.g. Were reports accepted? Do they have errors?
 - Were they rejected?
- Allows the entire industry to operate more efficiently using one standard format

National standards provide the vehicle for data to be reported to multiple states using the same format and for the response from the states concerning the status (acknowledgment) of the reports to be one format. The quality and accuracy of the data is known through the claims creation process and automated responses (acknowledgment) to the senders (i.e. claim administrator's). The claims data sent via the national standard results in timely filings as the claim reports would be sent, processed and acknowledged within 24 to 48 hours. EDI allows the industry to operate efficiently using one national standard format.

Overview of Electronic Data Interchange (EDI)

Who is the IAIABC?

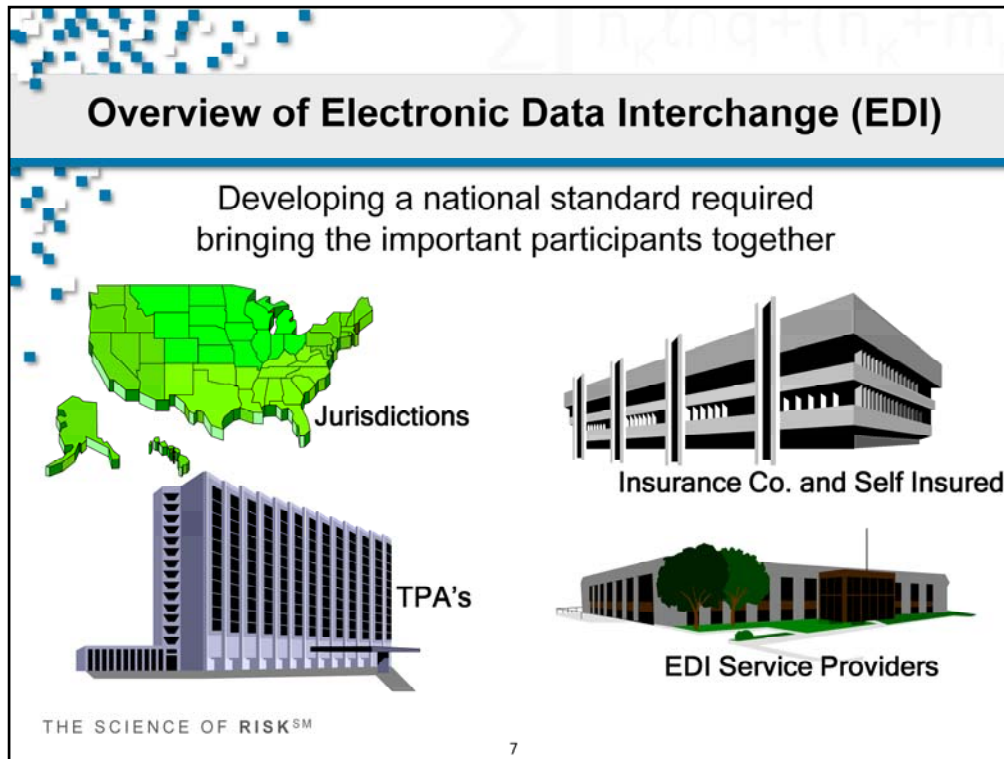
- The International Association of Industrial Accident Boards and Commissions (IAIABC).
- A national standards setting organization
- A 93-year-old organization of jurisdictional workers' compensation administrators and others interested in WC.
- On a National level, in 1990 the IAIABC began a program to utilize the concept of EDI for Workers' Compensation data.

THE SCIENCE OF RISKSM

6



Alaska is a jurisdictional member of the IAIABC. Alaska currently utilizes EDI for IAIABC Proof of Coverage (POC) policy data reporting.



Developing an Electronic Standard

The successful development of a national standard for reporting worker's compensation claims electronically required a combination of knowledge, expertise, experience, etc. from the jurisdictions, claim administrators from insurance companies, self insured entities, third party administrators and EDI Service Providers.

Developing a National Standard through the IAIABC EDI Development Committees was a "consensus development" process that required "give" and "take" from all participants.



Overview of Electronic Data Interchange (EDI)

IAIABC EDI Project Background

- 1990: IAIABC membership adopted IAIABC Committee's proposal to develop standards for communicating data electronically between providers, payers and state administrators via EDI.
- 1993: Claims Release 1
- 2000: Claims Release 2 (Iowa only)
- 2005: Claims Release 3

THE SCIENCE OF RISKSM

8

The development of Release 3 is an effort of 4 yrs of work involving many people from the industry who provided the highest level of care & detail to the documentation of the IAIABC Claims Release 3 Implementation Guide.



Overview of Electronic Data Interchange (EDI)



IAIABC EDI Project Status

- As a result of the project, jurisdictions are now choosing to convert to or implement the Release 3 national standard, like Alaska, for Claims reporting to provide claim administrators with a consistent standard for electronic reporting across multiple states.

THE SCIENCE OF RISKSM

9

Jurisdictions are implementing or moving in the direction of implementing the IAIABC Claims Release 3.

Overview of Electronic Data Interchange (EDI)


- Result is a national standard format for reporting of workers' compensation data electronically. Here's what it looks like today!

A map of the United States where each state is colored according to its Electronic Data Interchange (EDI) implementation status for workers' compensation data. The legend indicates five categories: R1 (blue), R2 (purple), R3 (green), Plans for EDI R3 (orange), and Plans for R1 - R3 (light orange). Paper State (grey) includes WA, OR, ID, MT, ND, SD, WY, NE, KS, MN, IA, MO, WI, IL, IN, OH, WV, VA, NC, SC, GA, FL, HI, AK, and PR.

Category	States
R1	CA, NV, UT, CO, NM, OK, TX, LA, AR, MS, AL, TN, KY, WV, PA, NY, CT, RI, MA, VT, NH, ME
R2	LA
R3	MT, ND, SD, WY, NE, KS, MN, IA, MO, WI, IL, IN, OH, WV, VA, NC, SC, GA, FL
Plans for EDI R3	OR, ID, UT, CO, NM, OK, TX, LA, AR, MS, AL, TN, KY, WV, PA, NY, CT, RI, MA, VT, NH, ME
Plans for R1 - R3	WA, NV, MT, ND, SD, WY, NE, KS, MN, IA, MO, WI, IL, IN, OH, WV, VA, NC, SC, GA, FL
Paper State	WA, OR, ID, MT, ND, SD, WY, NE, KS, MN, IA, MO, WI, IL, IN, OH, WV, VA, NC, SC, GA, FL, HI, AK, and PR

Jurisdictions currently Paper (may be considering R3): 13
Jurisdictions currently R1 (may be moving to or considering R3): 18
Jurisdictions currently R2 (moving to R3): 1
Jurisdictions currently paper or R1 (moving to R3): 8
Jurisdictions currently R3: 8

IAIABC Website: www.iaiaabc.org


 Member ID:
 Password:
[Forgot Password?](#)
 Search:

[EDI](#) [Events](#) [News](#) [Publications](#) [WC Resources](#) [Get Involved](#) [Membership](#) [About Us](#) [Logout](#)

[RSS](#) [XML](#) (What's this?)


Welcome to the International Association of Industrial Accident Boards and Commissions!

Don't Miss These Upcoming IAIABC Events!

The Forum 2012
April 23-27, 2012 in Seattle, Washington
Registration and the program for The Forum 2012 are now available!

Central States Association Spring Seminar
June 7-8, 2012 in Madison, Wisconsin
Registration and the program for the Spring Seminar are now available!

IAIABC 98th Annual Convention
October 1-4, 2012 in Newport, Rhode Island



News

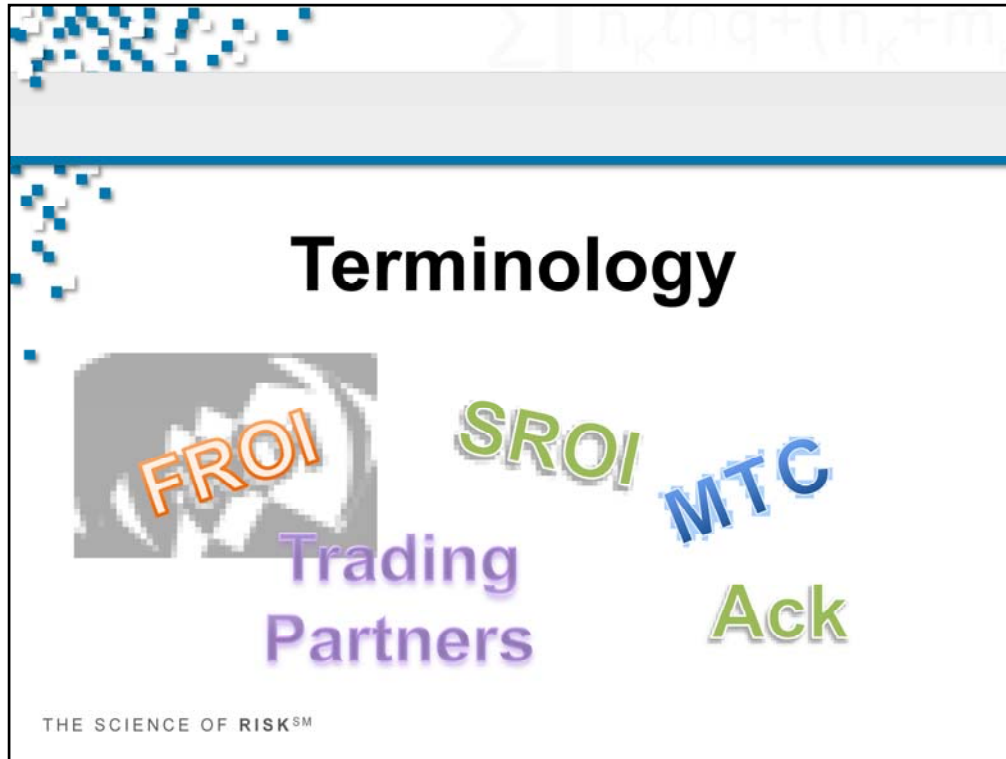
Read an update on the Prime Tanning bankruptcy case that could have a real impact on self-insurance regulation and the ability for states to meet claimant obligations.

More...
 01/03/2012
 Looking for comparative information on workers' compensation laws across jurisdictions? The IAIABC/WCRI survey, Workers' Compensation Laws as of January 2012, is now available!

THE SCIENCE OF RISKSM

11


Go to www.iaiaabc.org for information on the national standards, committee involvement, events, standards implementation guides, etc.



Some EDI Terminology. Refer to the IAIABC Glossary for additional information.



What is a FROI?



First Report of Injury (FROI)

- A FROI is a record sent to the jurisdiction to complete the jurisdiction's First Report of Injury (FROI) requirements. Population of the record is dependent on the Jurisdiction's Element Requirement Table. Timeliness of the report is dependent on the Jurisdiction's Event Table.
- A FROI contains information for example on the Claim Administrator, Employee, Employer, Accident information.

Reference <http://www.adoledi.info> and www.iaiaabc.org for additional information.



What is a SROI?



Subsequent Report of Injury (SROI)

- A SROI is a record sent to the jurisdiction to complete the jurisdiction's Subsequent Report of Injury (SROI) requirements. Population of the record is dependent on the Jurisdiction's Element Requirement Table. Timeliness of the report is dependent on the Jurisdiction's Event Table.
- A SROI report contains information on one or more of the following:
 - Indemnity payments
 - Non-indemnity payments
 - Reason(s) why a claim is not being paid

THE SCIENCE OF RISKSM

14

Reference <http://www.adoledi.info> and www.iaiaabc.org for additional information.



What is an Acknowledgment?



Acknowledgment Record (ACK)

- An acknowledgment is a transaction (automated response) returned by the jurisdiction as a result of a EDI report sent. It contains enough data elements to identify the original report sent and communicates any technical and business issues found with the report.

Reference <http://www.adoledi.info> and www.iaiaabc.org for additional information.

What is an Acknowledgment?

There are 3 types of acknowledgments that an Alaska Trading Partner could receive:

TA = Transaction Accepted:

The transaction was accepted by the jurisdiction. No errors were found on the transaction.

TE = Transaction Accepted with Error:

An error was found on an expected data element. A CO (Correction) should be submitted to resolve the error(s).

TR = Transaction Rejected:

An error was found on a mandatory or mandatory conditional data element. The transaction was not accepted by the jurisdiction. A review of the error should take place to determine if the transaction should be resubmitted with the same MTC – correcting the error. If an error of duplicate transaction, invalid event sequence, etc. then resubmission may not be required.

THE SCIENCE OF RISKSM

16

From the IAIABC:

ACKNOWLEDGMENT TRANSACTION SET ID – DN0110

Definition: Identifies the type of transaction being acknowledged.

APPLICATION ACKNOWLEDGMENT CODE – DN0111

Definition: A code used to identify the accepted/rejected status of the transaction being acknowledged.



IAIABC Standards Report Types

- First Report of Injury (FROI)
 - Like Alaska's Form 6101 (Report of Occupational Injury or illness)
- Subsequent Report of Injury (SROI)
 - Like Alaska's Form 6104b (Compensation Report-Payments)

Reference <http://www.adoledi.info> and www.iaiaabc.org for additional information.

What is a MTC?

MTC = Maintenance Type Code

- MTC's are used to report business events and communicate which type of FROI or SROI report is being submitted.

Some Examples:

- | | |
|---|---|
| • FROI <u>UR</u> = Upon Request | SROI <u>IP</u> = Initial Payment |
| • FROI <u>00</u> = Original Report | SROI <u>S1</u> = Suspension |
| • FROI <u>02</u> = Change Report | SROI <u>RB</u> = Reinstatement |
| • FROI <u>CO</u> = Correction Report | SROI <u>AN</u> = Annual Report |
| • FROI <u>01</u> = Cancellation Report | SROI <u>FN</u> = Final Report |

THE SCIENCE OF RISKSM

18

Reference <http://www.adoledi.info> and www.iaiaabc.org for additional information.

What is a Trading Partner?

- A Trading Partner is an entity that enters into an agreement with Alaska to exchange data electronically.
- A Trading Partner can be an Insurance Company, TPA or Self Insured Employer.



THE SCIENCE OF RISKSM

19

Reference <http://www.adoledi.info> and www.iaiaabc.org for additional information.



Benefits of EDI for Alaska & Trading Partners

Benefits of EDI for Alaska & Trading Partners




One Time Data Entry

Reduced Errors

On-Line Data Storage

Faster Reporting

Reduced Paper Processing

High Productivity

More Time for Mission Critical Tasks

Timely Communications

Rapid Exchange of Business Data

Improved Production Cycle

Uniform Communications with ALL Trading Partners

Timely Delivery of Benefits to Injured Worker's

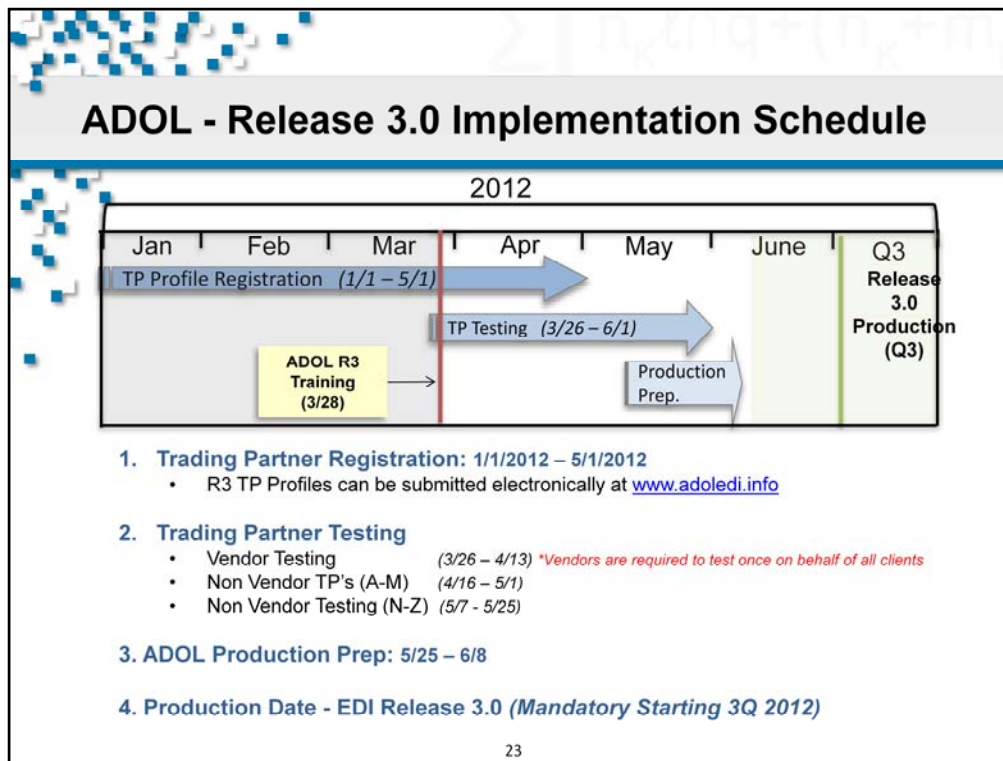



THE SCIENCE OF RISKSM

21

The Benefits of EDI are for Alaska, the Trading Partners and most importantly providing timely delivery of the workers compensation benefits to the injured workers!

Alaska's EDI Initiative and Timelines



Alaska is moving towards the mandatory implementation of IAIABC Claims Release 3.0 reporting of First Report of Injury and Subsequent Report of Injury with a production date scheduled for 3Q 2012.

During the implementation period, all Alaska trading partners will be required to register online by submitting a Trading Partner Profile electronically via the form located on www.adoledi.info. (The form is located under the link marked "New Profile")

All Trading Partners will also be required to complete the published release 3.0 test plan to verify their ability to file electronically with Alaska prior to the release 3.0 implementation date.

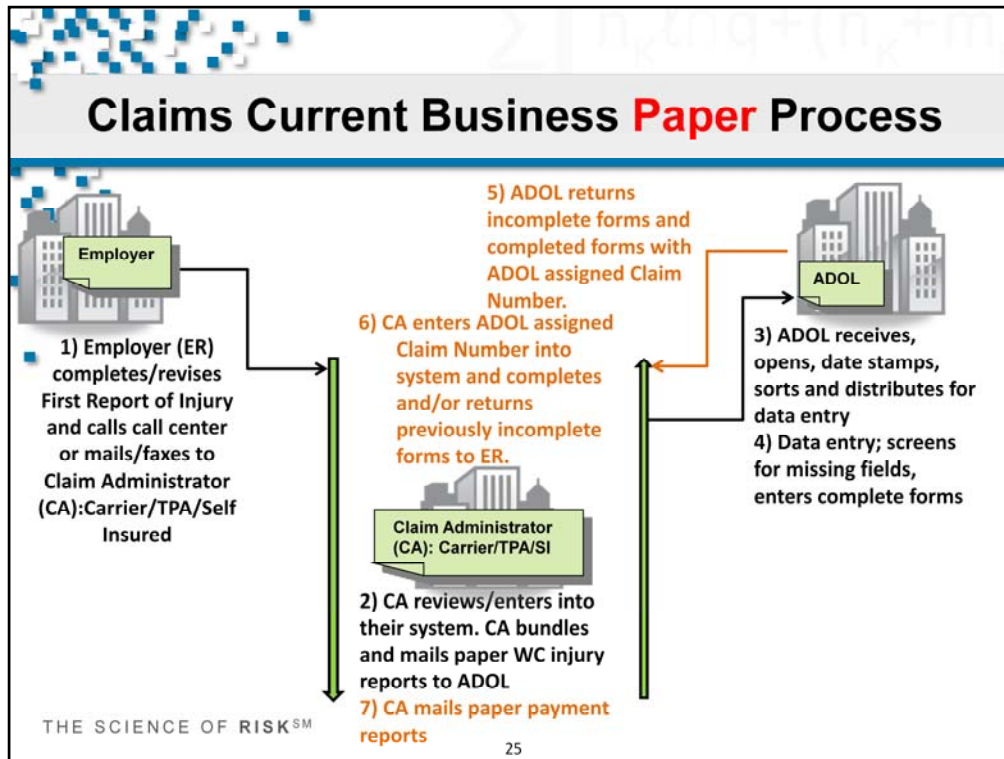
If your organization is currently or is planning to file Release 3.0 FROI/SROI reports through an approved EDI vendor in Alaska, the vendor will be required to complete the test plan once on behalf of all their clients. Once the vendor is approved for production, your organization will also be approved for production as well.

Any organization who is currently or plans to file EDI FROI/SROI reports without using an approved EDI vendor in Alaska will be required to complete the test plan in accordance with the schedule provided.

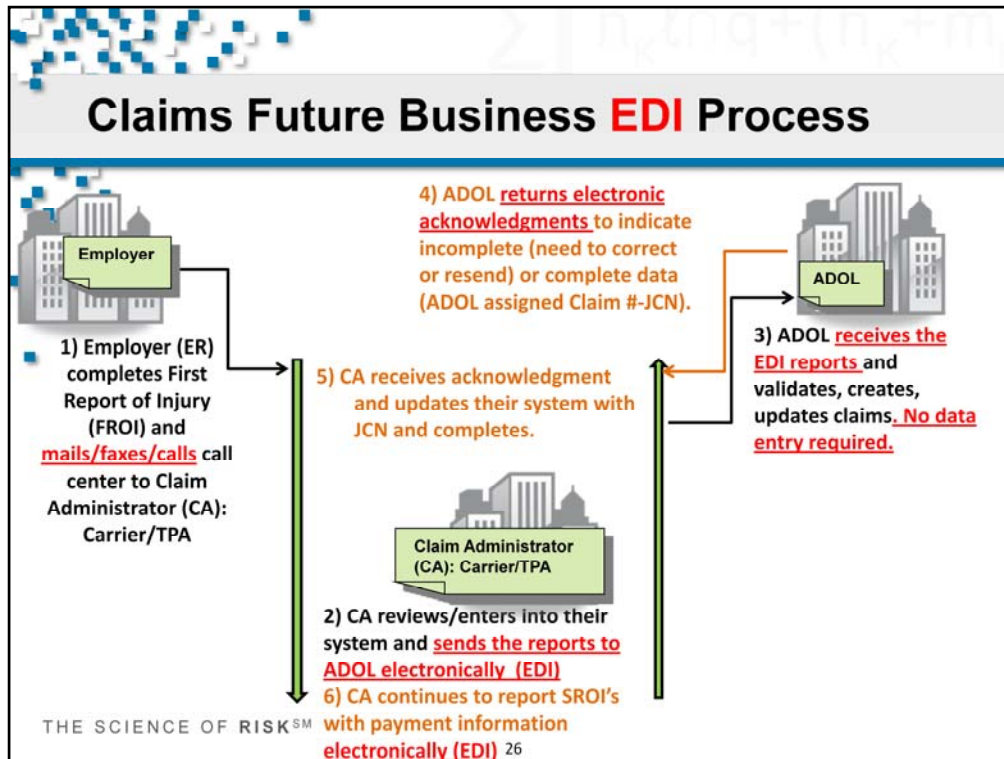
All trading partners must be approved individually or through a vendor prior to filing release 3.0 reports in production.



Alaska and Trading Partner Business Process Changes with EDI




- ADOL receives paper forms from Claim Administrator. ADOL opens, date stamps, sorts and distributes for data entry. Data entry; screens for missing fields, enters complete forms.
- ADOL returns incomplete paper forms and completed paper forms with ADOL assigned Claim Number.
- Claim Administrator enters ADOL assigned Claim Number into system and completes and/or returns previously incomplete forms to ER.
- Claim Administrator mails paper payment reports.



- Alaska receives FROI/SROI data submitted by Claim Administrator, then automatically edits the data based on ADOL EDI element requirement table, edit matrix and sequencing event table.
- Initial FROI reports that pass all applicable edits are assigned a Jurisdiction Claim Number (JCN) and loaded in the ADOL claims system as clean data.
- All subsequent FROI and SROI reports that pass all applicable edits will be linked to the initial accepted FROI report by KEY Match Data fields, including JCN and loaded in the ADOL Claim System as clean data.
- Acknowledgements will also be automatically passed back to the CA as notification that their Transaction has been Accepted (TA), Accepted with Errors (TE), or Rejected (TR).



Data Being Requested



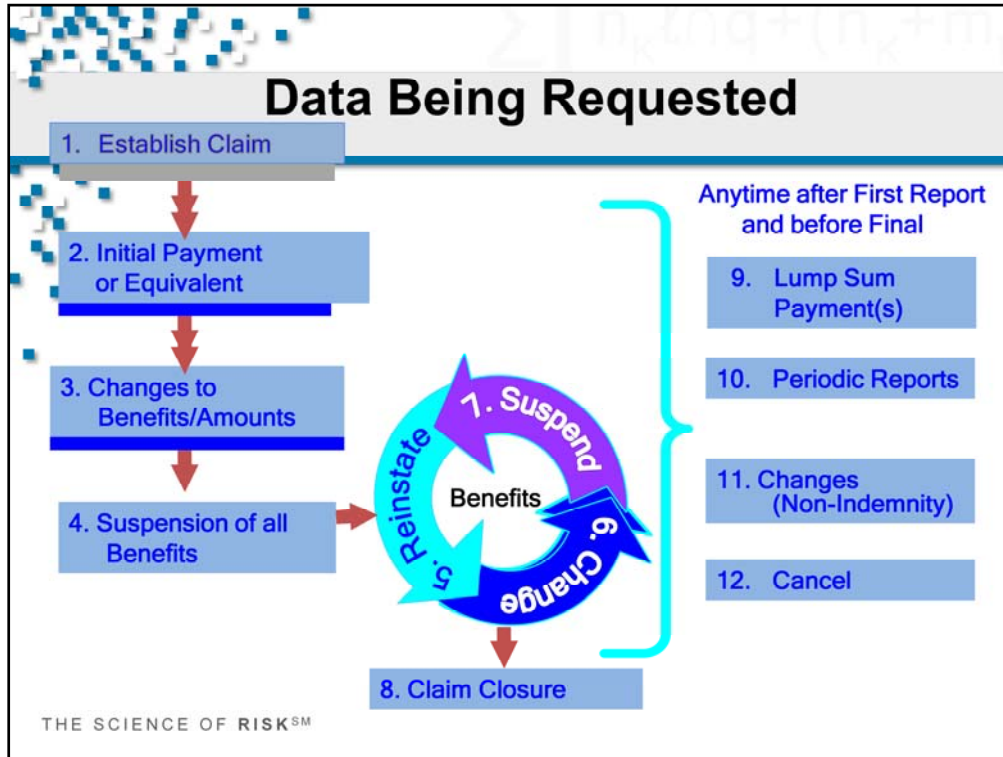
The data (reports) that are being requested are communicated through an Event. An Event is a business circumstance that occurs in the life of a WC Claim which requires the reporting of EDI information to a jurisdiction. These circumstances reflect a jurisdiction's requirements, including:

- First Report of Injury events
- Subsequent Report events
- Periodic events

THE SCIENCE OF RISKSM

27

Events indicate the requirements for reporting including timing and specific report types.



Event 1. Business Event Group 1 Establish Claim or New Claim Administrator FROI

MTC 00 Original and MTC 04 Denial

Acquired Claim (A new Claim Administrator is taking over the claim)

MTC AQ Acquired Claim and MTC AU Acquired/Unallocated

Event 2. Business Event Group 2 Initial Payment of Indemnity or Equivalent

SROI Event 2a. Non Payment of Indemnity

MTC 04 Denial, MTC CD Compensable Death, MTC VE Volunteer, MTC PD Partial Denial

SROI Event 2b. Salary in Lieu of Compensation

MTC EP Employer Paid

SROI Event 2c. Initial Payment of Weekly Benefits

MTC IP Initial Payment

SROI Event 2d. Initial Payment by New Claim Administrator

MTC AP Acquired/Payment

SROI Event 3. Business Event Group 3 Changes to Benefits

MTC CA Change in Benefit Amount, MTC CB Change in Benefit Type, MTC RE Reduced Earnings

SROI Event 4. Business Event Group 4 Suspension of all benefits

MTC S1 Suspension, RTW, or Medically Determined/Qualified RTW

MTC S2 Suspension, Medical Non-compliance

MTC S3 Suspension, Administrative Non-compliance

MTC S4 Suspension, Claimant Death

MTC S5 Suspension, Incarceration

MTC S6 Suspension, Claimant's Whereabouts Unknown

MTC S8 Suspension, Jurisdiction Change

MTC S0 Suspension, Directed by Jurisdiction

MTC S1 Suspended Pending Appeal or Judicial Review

MTC 04 Denial-SROI The entire claim is being denied.

SROI Event 5. Business Event Group 5 Resumption of Benefits

SROI Event 5a. Reinstated Salary in Lieu of Compensation

MTC ER Employer Reinstatement

SROI Event 5b. Reinstated Weekly Benefits

MTC RB Reinstatement of Benefits

SROI Event 6. Business Event Group 6 Changes to Resumed Benefits (if applicable)

MTC CA Change in Benefit Amount and MTC CB Change in Benefit Type

SROI Event 7. Business Event Group 7 Suspension of Resumed Benefits

MTC S1 Suspension, RTW, or Medically Determined/Qualified RTW

MTC S2 Suspension, Medical Non-compliance

MTC S3 Suspension, Administrative Non-compliance

MTC S4 Suspension, Claimant Death

MTC S5 Suspension, Incarceration

MTC S6 Suspension, Claimant's Whereabouts Unknown

MTC S8 Suspension, Jurisdiction Change

MTC S0 Suspension, Directed by Jurisdiction

MTC S1 Suspended Pending Appeal or Judicial Review

SROI Event 8. Business Event Group 8 Claim Closure

MTC FN Final-SROI Closed claim, no further payments of any kind anticipated.

SROI Event 9. Business Group 9: One Time Payment Reporting

Can occur anytime after Business Event 1 - Claim established

MTC PY Payment Report-SROI Identifies payment information for which reporting is required by the jurisdiction.


SROI Event 10. Business Event Group 10 Periodic reporting

MTC AN Annual-SROI Submitted at yearly intervals based on the report trigger criteria column located on the jurisdiction's Event Table.


SROI Event 11. Business Event Group 11 Corrections/Changes for FROI and SROI

MTC CO Correction-SROI Corrected data element values are transmitted in response to an acknowledgment containing non-critical errors.


MTC O2 Change-SROI The claim administrator initiates a Change MTC when it identifies a change in a data element designated on the Element Requirement Table.



Data Being Requested



Requirements for Data Being Requested -- Located on the Website

 ADOL Paper Form to MTC Crosswalk (XLS)

Form to MTC Crosswalk Worksheet provides the information to assist with the transition from reporting on paper to electronic reporting by providing the paper form number as it applies to the Maintenance Type Code (MTC). The worksheet contains a quick reference including the definitions for each MTC and a column to note the paper form that was formerly used to convey the information that will now be sent electronically.

Download the Form to MTC Crosswalk [Here](#)

Let's walk though the Paper Form to MTC Crosswalk.....

THE SCIENCE OF RISKSM

Transition from Paper to Release 3 using MTC UR. Requirements are found on the Alaska EDI Website.

Reference <http://www.adoledi.info> for additional information.

Data Being Requested - FROI			
Establish the Claim or New Claim Administrator Taking Over the Claim			
Paper Equivalent Form(s)	MTC	MTC Description	MTC Definition
First Report of Injury (FROI - 148 & R21) Refer to Systems Rules - Transmissions			
FROI Event 1. Business Event Group 1 Establish Claim or New Claim Administrator			
FROI Event 1b. Report of Injury- Establish Claim			
6101	00	Original-FROI	The original/initial first report transmitted between partners, including the re-transmission of a first report that was rejected due to a critical error.
FROI Event 1c. Denial - Establish Claim			
6105	04	Denial-FROI	The entire claim is being denied.
FROI Event 1d. Acquired Claim (A new Claim Administrator is taking over the claim)			
6101	AQ	Acquired Claim-FROI	Minimal data sent to report that a new claim administrator has acquired the claim.
6101	AU	Acquired/ Unallocated-FROI	The equivalent of an initial first report (MTC 00) filed by a new claim administrator in response to an AQ transaction that has been rejected because of no claim match on database or when an AU is sent in lieu of an AQ based on the Jurisdiction's Event Table.

Event 1. Business Event Group 1 Establish Claim or New Claim Administrator FROI

Event 1a. Under Investigation is NA in Alaska.

Event 1b. Report of Injury 00 Original-FROI The original/initial first report transmitted between partners, including the re-transmission of a first report that was rejected due to a critical error.

FROI Event 1c. Denial 04 Denial-FROI The entire claim is being denied.

FROI Event 1d. Acquired Claim (A new Claim Administrator is taking over the claim) AQ

Acquired Claim-FROI Minimal data sent to report that a new claim administrator has acquired the claim. AU Acquired/

Unallocated-FROI The equivalent of an initial first report (MTC 00) filed by a new claim administrator in response to an AQ transaction that has been rejected because of no claim match on database or when an AU is sent in lieu of an AQ based on the Jurisdiction's Event Table.

Data Being Requested - SROI			
Non Payment of Indemnity or Salary Paid in Lieu of Compensation			
Paper Equivalent Form(s)	MTC	MTC Description	MTC Definition
SROI Event 2a. Non Payment of Indemnity			
6105	04	Denial-SROI	The entire claim is being denied.
6104b	CD	Compensable Death-SROI	The injured employee has died as a result of a covered injury and no payment(s) of indemnity benefits have been made pending further beneficiary investigation.
6104b	VE	Volunteer-SROI	The employee is a volunteer for the covered employer, and the claim administrator will make no indemnity payments.
6105	PD	Partial Denial-SROI	A specific benefit(s) has been denied.
SROI Event 2b. Salary in Lieu of Compensation - Can occur once during the life of the claim. May or may not occur after Event 2a.			
6104b	EP	Employer Paid-SROI	The employer is paying the injured employee's salary in lieu of compensation, and the claim administrator is not paying any indemnity benefits at this time.

MTC 04 Denial, CD Compensable Death, VE Volunteer, PD Partial Denial: Non Payment of Indemnity or

MTC EP Salary Paid in Lieu of Compensation: Employers paying the benefits.

Data Being Requested - SROI			
First Payment of Indemnity by Claim Administrator or acquiring Claim Administrator			
Paper Equivalent Form(s)	MTC	MTC Description	MTC Definition
SROI Event 2c. Initial Payment of Weekly Benefits - Can occur once during the life of the claim. May or may not occur after Event 2a. May or may not occur after Event 2b.			
6104b	IP	Initial Payment-SROI	The first payment for an indemnity benefit other than a settlement has been issued by a claim administrator.
SROI Event 2d. Initial Payment by New Claim Administrator			
6104b	AP	Acquired/ Payment-SROI	The claim administrator who acquired the claim has processed AP Acquired/Payment – the first payment of indemnity benefits.
THE SCIENCE OF RISK SM			

32

MTC IP: First payment of Indemnity excluding settlements (MTC PY used)

MTC AP: First payment of Indemnity by a Claim Administrator acquiring the claim.

Data Being Requested - SROI			
Changes in Benefits or Suspensions (maybe employee returned to work)			
Paper Equivalent Form(s)	MTC	MTC Description	MTC Definition
SROI Event 3. Business Event Group 3 Changes to benefits May occur multiple times until benefits are suspended (Event 4). May occur multiple times after Event 2b, 2c, or 2d.			
6104b	CA	Change in Benefit Amount-SROI	The Net Weekly Amount (DN0087) for this benefit type has changed from the previously reported Net Weekly Amount (DN0087).
6104b	CB	Change in Benefit Type-SROI	A benefit type being paid has changed and payments are being continued under a different benefit type without a break in continuity of benefits.
6104b	RE	Reduced Earnings-SROI	The injured employee has returned/been released to return to work and actual or deemed earnings for each reduced earnings week is reported.
SROI Event 4. Business Event Group 4 Suspension of all benefits Once Event 2b or 2c occurs, Event 4 must occur before Events 5a or 5b can occur.			
6104b	S1	Suspension, RTW, or Medically Determined/Qualified RTW-SROI	All payments of indemnity benefits have stopped because the employee has returned to work or has been medically determined qualified to return to work.
6104b	S2	Suspension, Medical Non-compliance-SROI	All payments of indemnity benefits have stopped because of medical non-compliance.
6104b	S3	Suspension, Administrative Non-compliance-SROI	All payments of indemnity benefits have stopped because of administrative non-compliance.
6104b	S4	Suspension, Claimant Death-SROI	All payments of indemnity benefits have stopped because the employee has died.

MTC CA, CB, RE: Changes in benefits to the employee.

MTC S1 – S4 Suspensions, the payments have stopped.

SROI MTC 04: Denials

Data Being Requested - SROI			
Handling Resumed Benefits			
Paper Equivalent Form(s)	MTC	MTC Description	MTC Definition
SROI Event 5a. Reinstated Salary in Lieu of Compensation			
6104b	ER	Employer Reinstatement-SROI	The employer has resumed paying the injured employee's salary in lieu of compensation, and the claim administrator is not paying any indemnity benefits at this time.
SROI Event 5b. Reinstated Weekly Benefits			
6104b	RB	Reinstatement of Benefits-SROI	Indemnity payments have been resumed, but the reinstated benefit type may or may not have been paid previously.
SROI Event 6. Business Event Group 6 Changes to Resumed Benefits (if applicable) May not always occur. Can occur multiple times during the life of the claim.			
6104b	CA	Change in Benefit Amount-SROI	The Net Weekly Amount (DN0087) for this benefit type has changed from the previously reported Net Weekly Amount (DN0087).
6104b	CB	Change in Benefit Type-SROI	A benefit type being paid has changed and payments are being continued under a different benefit type without a break in continuity of benefits.
SROI Event 7. Business Event Group 7 Suspension of Resumed Benefits Can occur multiple times during the life of the claim. Once Event 5 occurs, Event 7 must occur before 5 can occur again.			
6104b	S1	Suspension, RTW, or Medically Determined/Qualified RTW-SROI	All payments of indemnity benefits have stopped because the employee has returned to work or has been medically determined qualified to return to work.
6104b	S2	Suspension, Medical Non-compliance-SROI	All payments of indemnity benefits have stopped because of medical non-compliance.

MTC ER Employer Reinstatement: resumed paying injured employee salary in lieu of compensation.

MTC RB Reinstatement of benefits: Indemnity payments have been resumed.

MTC CA, CB: Changes in resumed benefits to the employee.

MTC S1 – S2 Suspensions, the payments have stopped again for the benefits that resumed.

Data Being Requested - SROI		
Claim Closures, One Time Payments, Periodic Reporting		
MTC	MTC Description	MTC Definition
SROI Event 8. Business Event Group 8 Claim Closure		
FN	Final-SROI	Closed claim, no further payments of any kind anticipated.
SROI Event 9. Business Group 9: One Time Payment Reporting Can occur anytime after Business Event 1 - Claim established		
PY	Payment Report-SROI	Identifies payment information for which reporting is required by the jurisdiction.
SROI Event 10. Business Event Group 10 Periodic reporting		
AN	Annual-SROI	Submitted at yearly intervals based on the report trigger criteria column located on the jurisdiction's Event Table.
THE SCIENCE OF RISK SM		

35

Claim Closure: FN Final-SROI Closed claim, no further payments of any kind anticipated.

One Time Payment Reporting: PY Payment Report-SROI Identifies payment information for which reporting is required by the jurisdiction.

Periodic reporting: AN Annual-SROI Submitted at yearly intervals based on the report trigger criteria column located on the jurisdiction's Event Table.

Data Being Requested - SROI		
Cancels and Corrections /Changes for both FROI and SROI		
MTC	MTC Description	MTC Definition
FROI or SROI Event 11. Business Event Group 11 Corrections/Changes		
CO	Correction-SROI	Corrected data element values are transmitted in response to an acknowledgment containing non-critical errors.
02	Change-SROI	The claim administrator initiates a Change MTC when it identifies a change in a data element designated on the Element Requirement Table.
FROI Event 12. Business Event Group 12 Cancellation		
01	Cancel-FROI	The original first report was sent in error.
<p>THE SCIENCE OF RISKSM</p> <p>36</p>		

Corrections/Changes:

CO Correction-FROI and SROI Corrected data element values are transmitted in response to an acknowledgment containing non-critical errors.

02 Change- FROI and SROI The claim administrator initiates a Change MTC when it identifies a change in a data element designated on the Element Requirement Table.

01 Cancel-FROI Claim was sent in error.

Data Being Requested

The scenario presented in the Sequence of Business Events represents a typical scenario for reporting the claim through the closure of the claim.

SEQUENCE OF BUSINESS EVENTS (MTC):

- ✓ Event 1 00 - First Report: See Base Scenario "00"
- ✓ Event 2 IP - Initial Payment: See Base Scenario "IP"
- ✓ Event 3 CB - Change in Benefit Type
- ✓ Event 4 S7 - Suspension, Benefits Exhausted
- ✓ Event 5 AN - Annual
- ✓ Event 6 FN - Final

THE SCIENCE OF RISKSM

37

Events indicate the requirements for reporting including timing and specific report types.

Choices for EDI Submissions

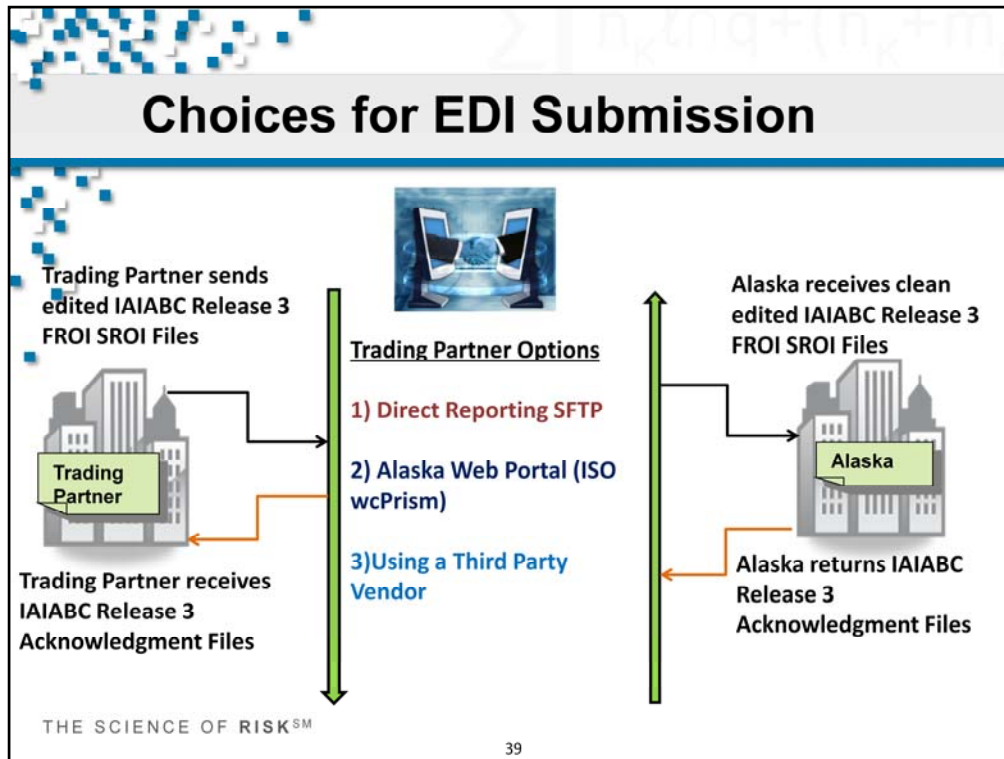


- Direct Reporting (Secure FTP)
- Third Party (EDI Vendor)
- Free ADOL Web Portal (ISO wcPrism)

THE SCIENCE OF RISKSM

38

The 3 choices for EDI submissions are Direct Reporting (Secure FTP), Third Party (EDI Vendor) or Free ADOL Web Portal (ISO wcPrism).



Trading Partners EDI Submission Options to Alaska: There are three options for reporting IAIABC Claims Release 3 FROI SROI to Alaska and receiving the acknowledgments. The IAIABC Standards work in conjunction with Alaska EDI Requirements posted on the website <http://www.adoledi.info/>.

- 1) Direct Reporting SFTP:** The Trading Partner has the ability and experience to create (using the IAIABC Standards and Alaska Requirement Tables), edit and send via SFTP to Alaska a clean edited IAIABC Release 3 FROI SROI data and receive and process the IAIABC Claims Release 3 ACK's that Alaska will return.
- 2) Alaska Web Portal:** The Trading Partner is provided access to the Alaska Web Portal that provides the ability to enter and submit the claims to Alaska and receive/present the acknowledgments.
- 3) Third Party Vendor:** The Trading Partner utilizes a Third Party Vendor to assist with their EDI reporting. The Third Party Vendor would have options to assist with the EDI Submissions of clean edited IAIABC Release 3 FROI SROI data and receive and process the IAIABC Claims Release 3 ACK's that Alaska will return.



Third Party (Current EDI Vendors)

- 
- Ebix, Inc
 - HealthTech, Inc
 - Insurance Services Office, Inc
 - Mitchell Workers Compensation Solutions

This list and contact information can be located at www.adoledi.info under AK EDI Resources.

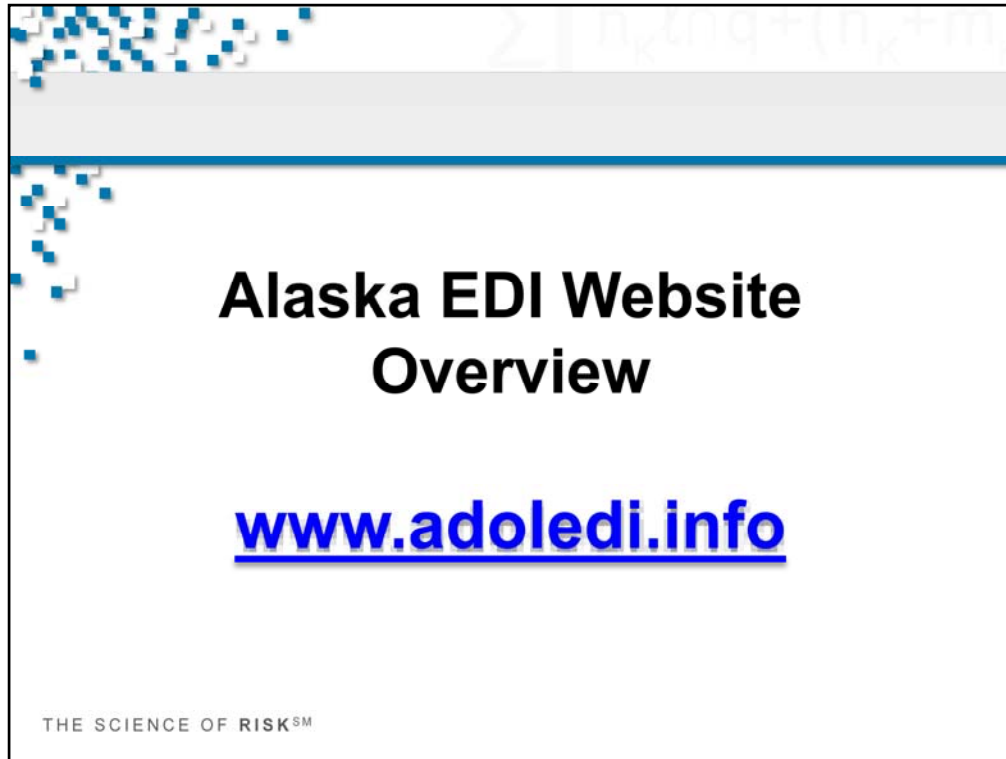
Alaska does not endorse, nor recommend any one vendor over another. If you are an EDI vendor, please send an email to Monica.Butler@Alaska.gov to have your company's information added to this page.

A list of approved Third Party Vendors can be located at www.adoledi.info under AK EDI Resources.

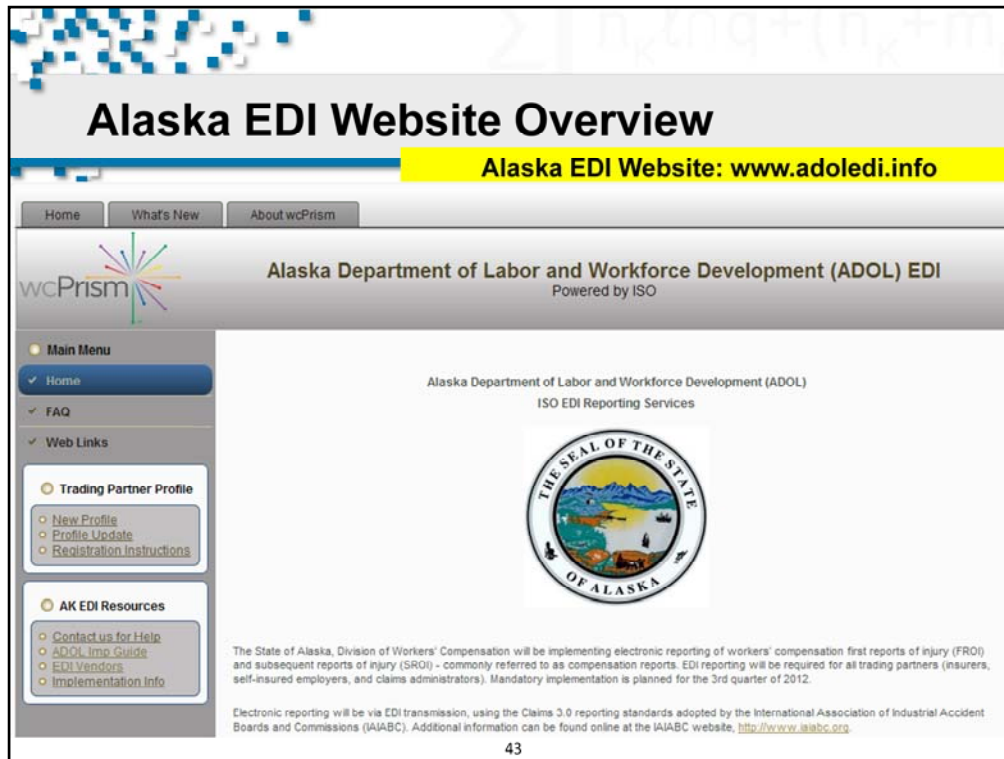
New Paper Forms: First Report of Injury and Subsequent Report of Injury



THE SCIENCE OF RISKSM



Alaska EDI Home Page: www.adoledi.info.



Alaska EDI Home Page: www.adoledi.info. This page provides information and access to the Alaska EDI implementation and requirements.

Alaska EDI Website Overview

GETTING AROUND THE WEBSITE

I am a Trading Partner...

Where do I register and complete the profiles both New Profile and Profile Update for EDI?

Where are the registration form instructions?

Where do I find a list of Third Party Vendors?

Where do I find Implementation Info?



Where can I find FAQ's?

Where can I find the Web Links?

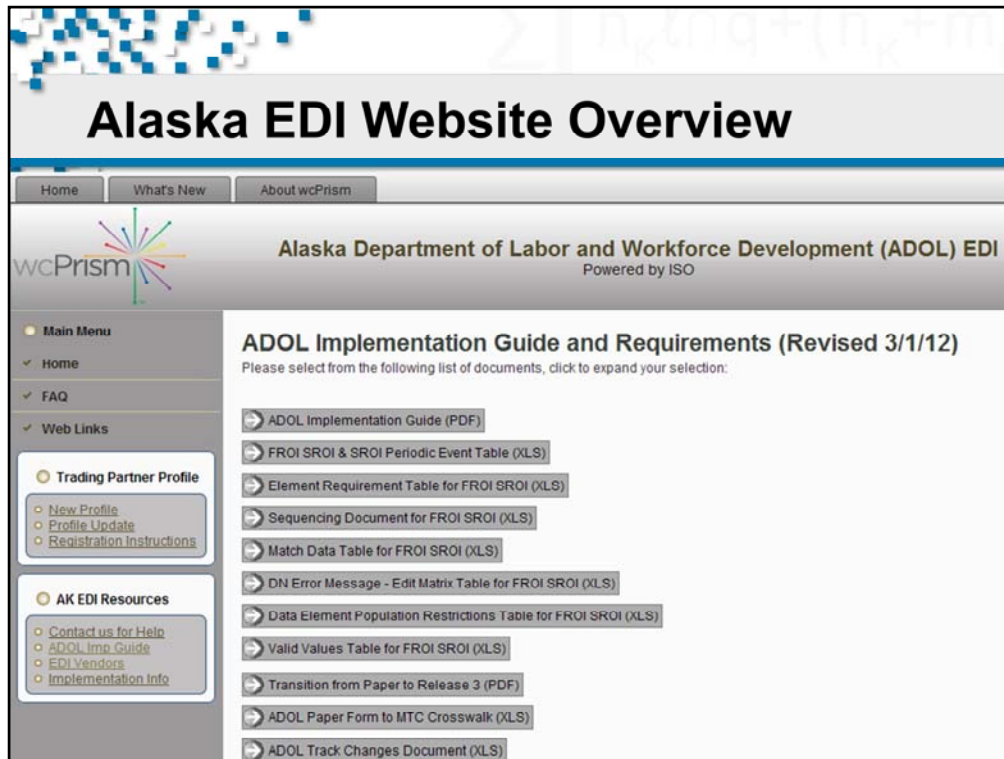
Where do I get help with EDI?

Where can I find the Alaska Claims Release 3 EDI Requirements?

THE SCIENCE OF RISKSM

44

Getting around the Alaska EDI Website.



Getting around the Alaska EDI Website. Alaska EDI Requirements page.
The various Alaska Requirement Tables are provided.

Alaska EDI Website Overview

ADOL Implementation Guide and Requirements (Revised 3/1/12)

Please select from the following list of documents, click to expand your selection:

- ADOL Implementation Guide (PDF)
- FROI SROI & SROI Periodic Event Table (XLS)

The ADOL FROI Event Table, SROI Event Table and SROI Periodic Event Table are designed to provide information integral for a sender to understand the receiver's EDI reporting requirements. The Event Table relates EDI information to the circumstances under which the information is initiated as well as the timeframes for sending the information. These circumstances and timeframes reflect legislative mandates and specifications relative to reporting requirements based on various criteria.

Download the Event Table [Here](#)

- FROI SROI & SROI Periodic Event Table (XLS)
- Element Requirement Table for FROI SROI (XLS)
- Sequencing Document for FROI SROI (XLS)
- Match Data Table for FROI SROI (XLS)
- DN Error Message - Edit Matrix Table for FROI SROI (XLS)

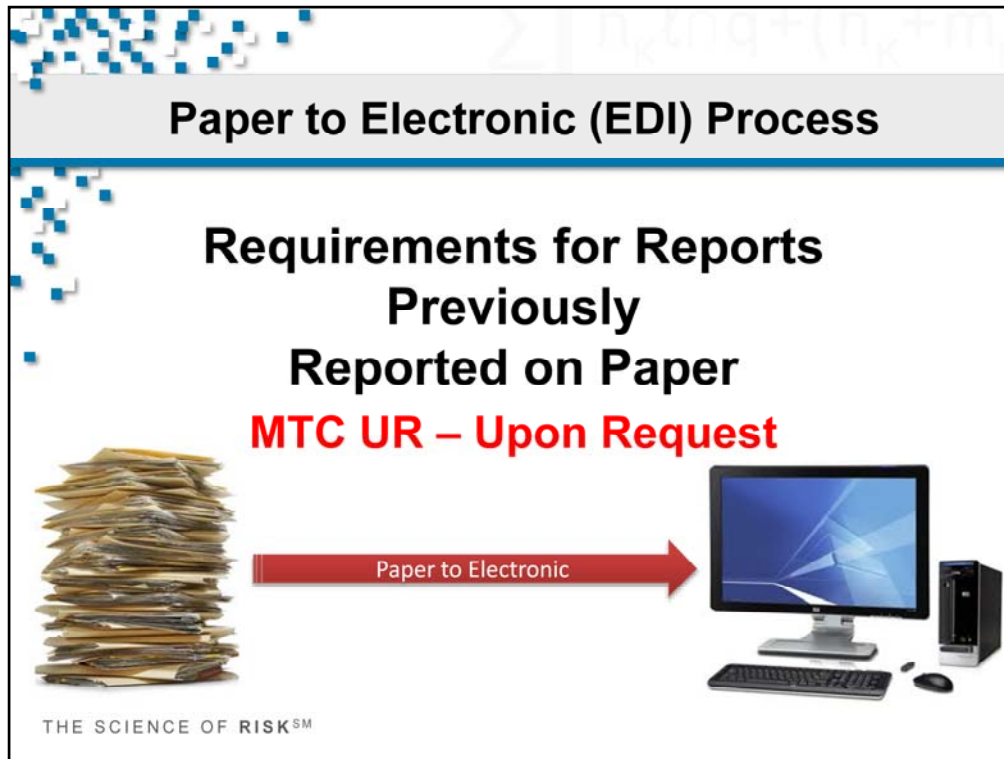
THE SCIENCE OF RISKSM

46

Getting around the Alaska EDI Website. Alaska EDI Requirements page.
Click on any specific arrow to display an overview of the requirement table and to access/download the table.



Getting around the Alaska EDI Website. Alaska Implementation Information page.
Various documents like Alaska Notification on EDI, Master Sender ID, JC Assignment, Implementation Plans, etc.



Paper to Electronic (EDI) Process



Paper to Electronic (EDI) Process



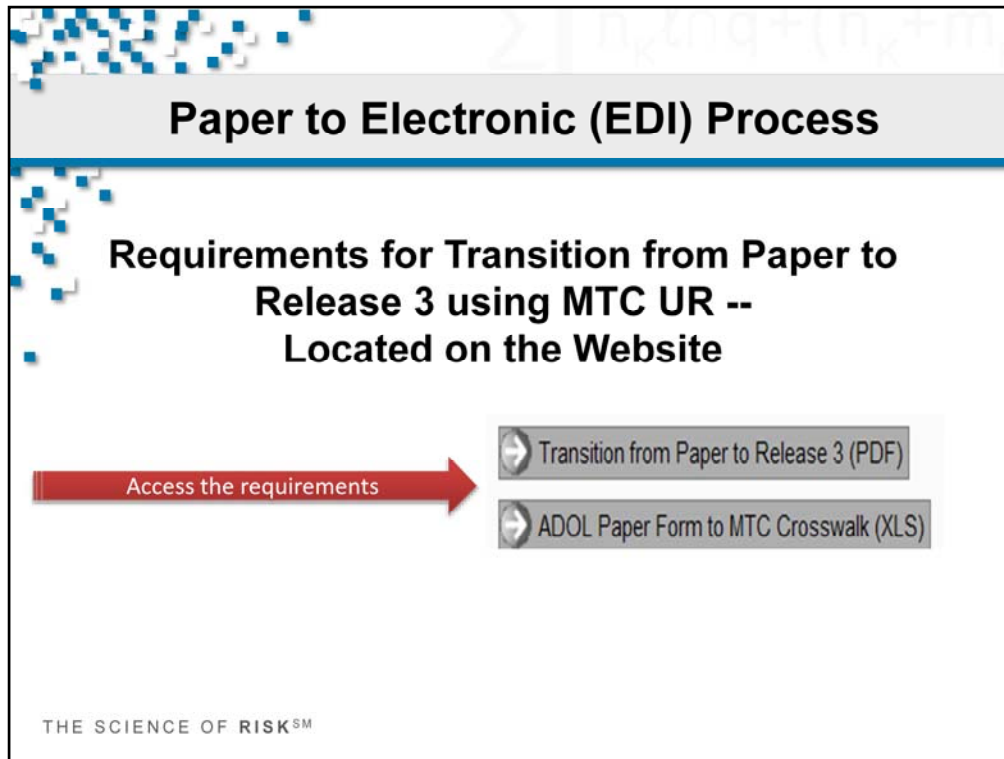
Background:

Alaska's EDI implementation will not accept any paper forms on claims with dates of injury prior to or after their EDI implementation planned for 3rd quarter 2012.

All reporting should be submitted electronically, where applicable, effective on the EDI implementation date. Alaska will require EDI reporting on all open claims as of the EDI implementation date per their Event Table requirement for FROI UR.

THE SCIENCE OF RISKSM


Background Transition from Paper to Release 3 using MTC UR. Requirements are found on the Alaska EDI Website.




Transition from Paper to Release 3 using MTC UR. Requirements are found on the Alaska EDI Website.

Paper to Electronic (EDI) Process							
Refer to the Alaska Event Table for the Event Rule							
Report Type	Maintenance Type		Event Rule			Report Trigger	
	Code	Description	Criteria	From	Thru	Criteria	Trigger Value
FROI	UR	Upon Request	2 - EDI Mandate Date	3rd Quarter (TBD)		J- Jurisdiction Defined	Open Claims: All open claims, including indemnity and medical where Date Claim Administrator Had Knowledge of Injury (DN0041) is < Event Rule Criteria From Date which includes claims where a paper report was sent that received a Jurisdiction Claim Number (JCN).
FROI	UR	Upon Request	2 - EDI Mandate Date	3rd Quarter (TBD)		J- Jurisdiction Defined	Re-Open Claims: All re-open claims, including indemnity and medical where Date Claim Administrator Had Knowledge of Injury (DN0041) is < Event Rule Criteria From Date where the claim is re-opened on or after the EDI Mandate Date which includes claims where a paper report was sent that received a Jurisdiction Claim Number (JCN).
THE SCIENCE OF RISK SM							

A Claim Administrator (Trading Partner) should submit a FROI MTC UR for every open claim where the DN0041 Date Claim Administrator Had Knowledge of Injury is < EDI Implementation Date and/or where a paper report was sent to Alaska that received a JCN. DN0041 Date Claim Administrator Had Knowledge of Injury will not be used as part of the edit process; it is guidance for the trading partners on the reporting requirement. The edit is based on the existence of the claim in Alaska's system prior to the EDI Implementation Date.



Paper to Electronic (EDI) Process




FROI reporting for FROI MTC UR or Initiating Report:

- ☐ A FROI MTC UR should be sent on all open claims that were initially established on paper based on the MTC UR per the Event Table.
- ☐ A FROI MTC Initial Report (e.g. 00) should be sent on all open claims that were not initially established on paper.

When the EDI FROI report is received and evaluated by Alaska, the Match Data is used to determine whether the claim was received on paper. Jurisdiction Claim Number (JCN) is required as a primary Match Data element and will be verified to be correct using secondary Match Data elements. See the Alaska Match Data Table.

THE SCIENCE OF RISKSM

Transition from Paper to Release 3 using MTC UR. Requirements are found on the Alaska EDI Website.




Paper to Electronic (EDI) Process

FROI Edits and Sequencing

- ☐ ***If the claim is found for the FROI MTC UR:***
 - Alaska will accept the FROI MTC UR report with a TA or TE acknowledgment. The Trading Partner should continue to send the applicable FROI or SROI MTC's per the Sequencing Table.
 - Alaska will reject the report if any other FROI or SROI MTC was submitted first other than a FROI UR.
- ☐ ***If the claim is not found for the FROI MTC UR***
 - Alaska will reject the report with a TR acknowledgment.. The Trading Partner should continue to send the appropriate FROI Initiating Report per the Sequencing Table, e.g. MTC 00 Original since it appears the claim was not filed on paper.

THE SCIENCE OF RISKSM

Transition from Paper to Release 3 using MTC UR. Requirements are found on the Alaska EDI Website.



Paper to Electronic (EDI) Process

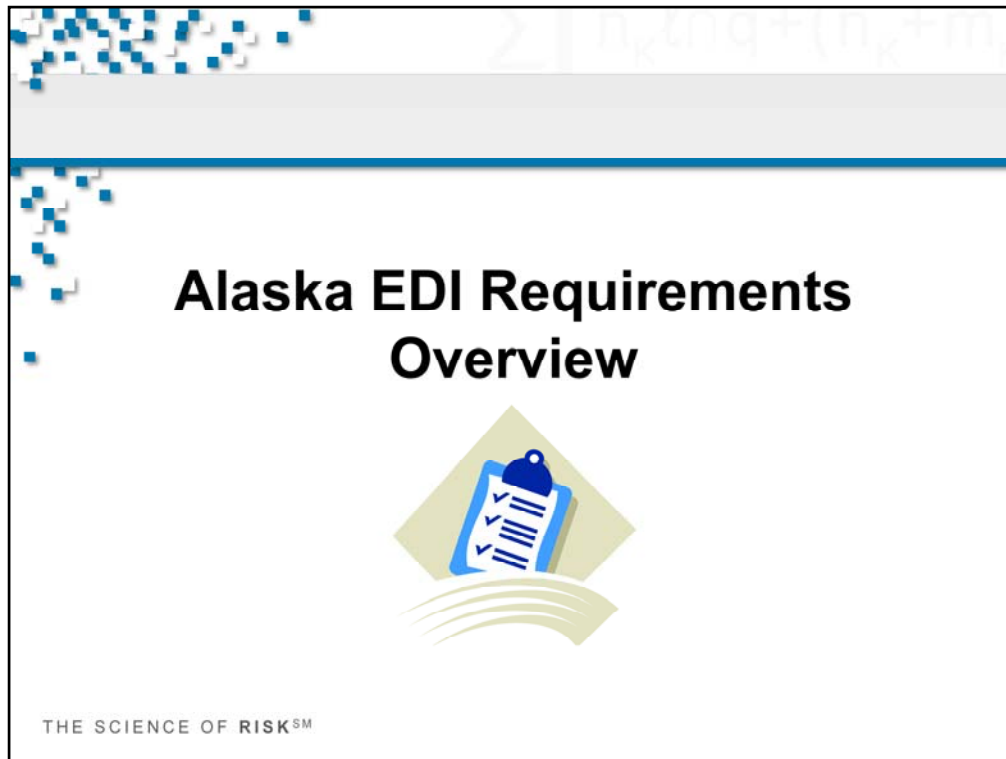
SROI Edits and Sequencing

For the incoming SROI reports, the acceptance is dependent on the existence of a FROI MTC UR. This is determined using the Jurisdiction Claim Number which is required as a primary Match Data element and will be verified using secondary Match Data elements.

- ❑ *If the claim is found for the SROI MTC:*
 - Claim was received on paper and FROI UR exists and the SROI MTC is in the appropriate sequence, Alaska will accept the SROI MTC report with a TA or TE acknowledgment.
 - Claim was received on paper and no FROI UR exists, Alaska will reject the SROI MTC report with a TR acknowledgment. A FROI UR is expected to be sent.

THE SCIENCE OF RISKSM


Discussion: How does the SROI reporting work when a FROI MTC UR is/is not reported?



Alaska EDI Requirements Overview



Alaska EDI Requirements Overview



- ADOL will implement EDI for Claims (First Report of Injury (FROI) and Subsequent Report of Injury (SROI) based on the IAIABC Claims Release 3 Standards

THE SCIENCE OF RISKSM

56

ADOL will implement EDI for Claims (First Report of Injury (FROI) and Subsequent Report of Injury (SROI) based on the IAIABC Claims Release 3 Standards. Please visit www.iaiaabc.org for additional information.



Alaska EDI Requirements Overview

Trading Partners must have a clear understanding of...

- When this data is to be provided
- What data is expected
- How data will be validated
- What data format is to be used
- What vehicle is to be used to transport the data

THE SCIENCE OF RISKSM

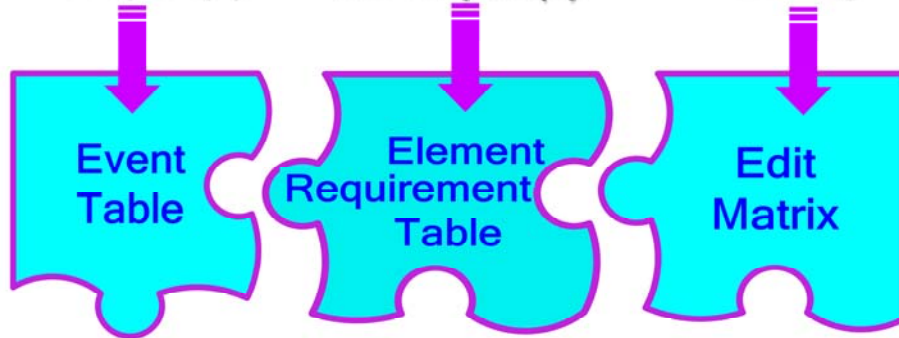
57

Understanding Alaska EDI Requirements

Alaska EDI Requirements Overview

EDI Reporting requirements are defined:

1. Required Report(s)
2. Data needed on the Report(s)
3. Applied Editing



THE SCIENCE OF RISKSM

58

Discussion on the Alaska EDI Requirement Tables and how the information is presented.



Alaska EDI Requirements Overview

ADOL Claims EDI Requirement Tables

1) Event Table: Required Reports.

What reports should be filed and when. Comprised of FROI, SROI and Periodic Event Tables.

2) Element Requirement Table: Data needed on the reports.

What are the requirements on the reports. Comprised of FROI Requirements and Conditions, SROI and Benefit Requirements with Conditions for both.

3) Edit Matrix: Applied Editing

What are the specific edits that will be applied to the reports. Comprised of Valid Value, Population Restrictions, Sequencing and Match Data Table.

THE SCIENCE OF RISKSM

59

Discussion on the Event Table, Element Requirement Table and Edit Matrix.

Alaska EDI Requirements Overview Continued



THE SCIENCE OF RISKSM

Alaska EDI Requirements Overview Continued



Alaska EDI Requirements Overview

Event Table

What reports should be filed and when?

- The ADOL FROI Event Table, SROI Event Table and SROI Periodic Event Table are designed to provide information integral for a sender to understand the receiver's EDI reporting requirements. The Event Table relates EDI information to the circumstances under which the information is initiated as well as the timeframes for sending the information. These circumstances and timeframes reflect legislative mandates and specifications relative to reporting requirements based on various criteria.

THE SCIENCE OF RISKSM

61

Event Table: What reports should be filed and when?



Alaska EDI Requirements Overview

Event Table

Let's review the example of a First Report of Injury (MTC 00) report requirement.

Event
Table

Event Table

Event Table:

Alaska requires the submission of a *FROI 00*

for new claims on or after the
mandated date planned
for 3rd quarter 2012

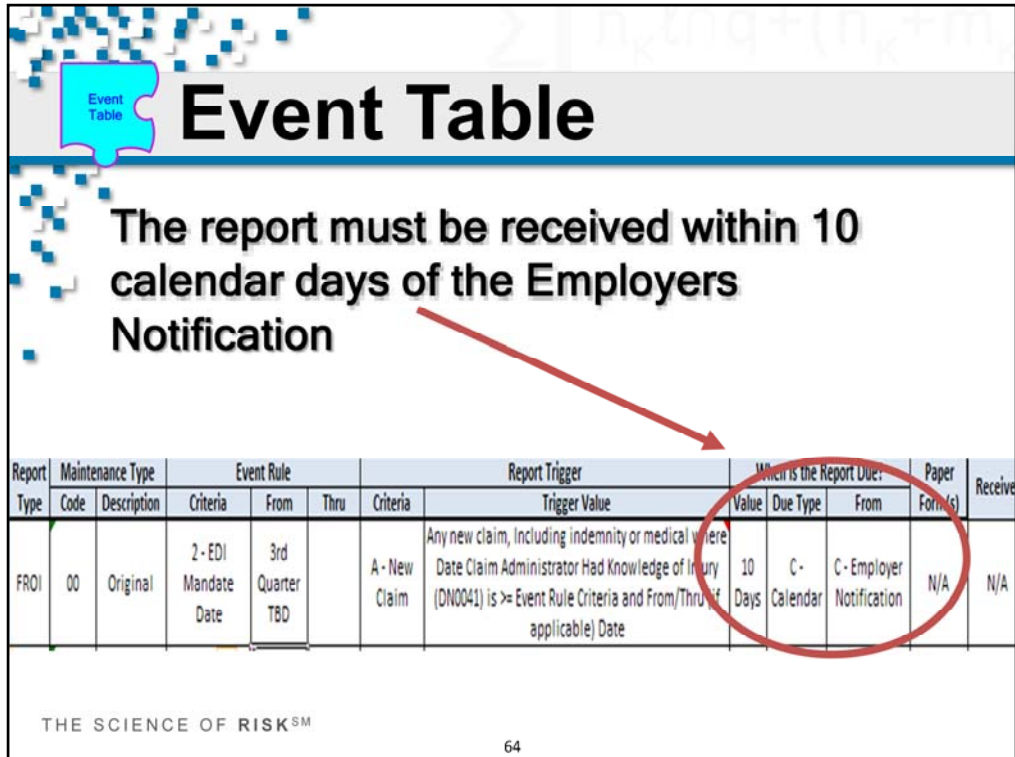
Report Type	Maintenance Type		Event Rule			Report Trigger		When is the Report Due?			Paper Form(s)	Receiver
	Code	Description	Criteria	From	Thru	Criteria	Trigger Value	Value	Due Type	From		
FROI	00	Original	2-EDI Mandate Date	3rd Quarter TBD		- New Claim	Any new claim, Including indemnity or medical where Date Claim Administrator Had Knowledge of Injury (DN0041) is >= Event Rule Criteria and From/Thru (if applicable) Date	10 Days	C- Calendar	C- Employer Notification	N/A	N/A

THE SCIENCE OF RISKSM

63

Event Table example for FROI 00 - Original:

Alaska requires the submission of a *FROI 00* for new claims on or after the mandated date planned for 3rd quarter 2012.



Event Table

The report must be received within 10 calendar days of the Employers Notification


Report Type	Maintenance Type		Event Rule			Report Trigger		Which is the Report Due?			Paper Form(s)	Receive
	Code	Description	Criteria	From	Thru	Criteria	Trigger Value	Value	Due Type	From		
FROI	00	Original	2 - EDI Mandate Date	3rd Quarter	TBD	A - New Claim	Any new claim, including indemnity or medical where Date Claim Administrator Had Knowledge of Injury (DN0041) is >= Event Rule Criteria and From/Thru (if applicable) Date	10 Days	C - Calendar	C - Employer Notification	N/A	N/A

THE SCIENCE OF RISKSM

64

Event Table example for FROI 00 - Original:

Alaska requires the submission of a ***FROI 00*** for new claims on or after the mandated date planned 3rd quarter 2012. The report must be received within 10 calendar days of the Employers Notification.



Event Table

Event Table

There are no follow up forms required to be sent.

Report Type	Maintenance Type		Event Rule			Report Trigger		When is the Report Due?			Paper Form(s)	Receiver
	Code	Description	Criteria	From	Thru	Criteria	Trigger Value	Value	Due Type	From		
FROI	00	Original	2 - EDI Mandate Date	3rd Quarter	TBD	A - New Claim	Any new claim, Including indemnity or medical where Date Claim Administrator Had Knowledge of Injury (DN0041) is >= Event Rule Criteria and From/Thru (if applicable) Date	10 Days	C - Calendar	Employer Notification	N/A	N/A

THE SCIENCE OF RISKSM

65

Event Table example for FROI 00 - Original:

Alaska requires the submission of a **FROI 00** for new claims on or after the mandated date planned for 3rd quarter 2012. The report must be received within 10 calendar days of the Employers Notification. There are no follow up forms required to be sent.

Alaska EDI Requirements Overview

Element Requirement Table

What are the requirements on the reports?

- ADOL FROI SROI Element Requirements Table provides the ADOL FROI and SROI business data element requirements. Further, the Element Requirements Table provides data element requirements that differ based on Report Type (MTC) criteria established on the ADOL Event Table.

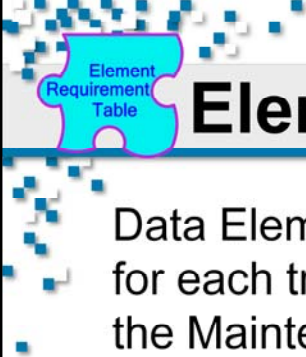
Mandatory/Conditional and Expected/Conditional data elements are normally optional, but become mandatory under conditions established by the receiver. If the defined condition exists, the data element becomes mandatory and mandatory rules apply.

The Benefit Requirements & Requirement Conditions table provides the ADOL SROI Benefit Data Element Requirements. Refer to the ADOL Benefit Data Element Requirements Conditions for the specific data element M/C (Mandatory/Conditional) conditions and to the Edit Matrix for the edits that will be applied based on the data element requirements.

THE SCIENCE OF RISKSM

66

Element Requirement Table: What are the requirements on the reports?






























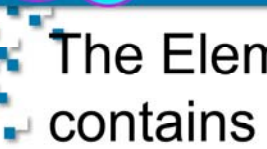





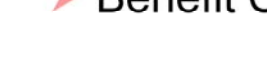


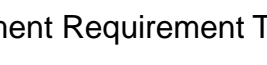




















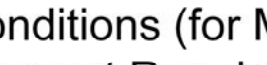


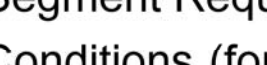
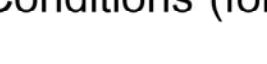


























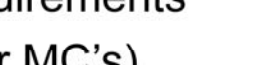
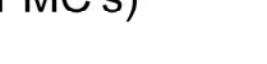


















































































































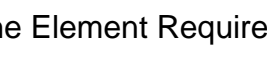


















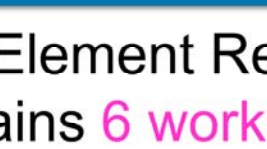
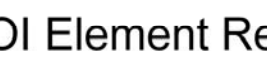




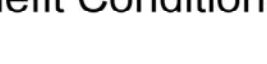


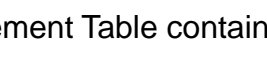



















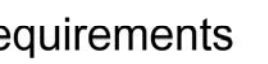



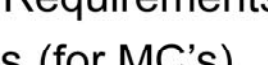






















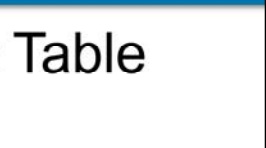










































































































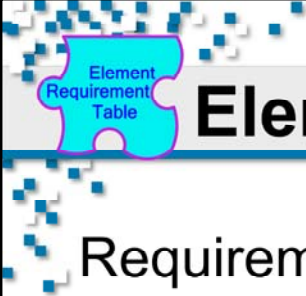
Element Requirements

Data Element requirements are defined for each transaction (FROI or SROI) at the Maintenance Type Code (MTC) level on the Alaska Element Requirement Table.

THE SCIENCE OF RISKSM

Data Element requirements are defined for each transaction (FROI or SROI) at the Maintenance Type Code (MTC) level on the Alaska Element Requirement Table.



































































































































































































































































































































































































<




Element Requirements

Requirement Codes express a jurisdiction's requirement severity by data element and report type (FROI or SROI MTC's).

THE SCIENCE OF RISKSM

Requirement Codes express a jurisdiction's requirement severity by data element and report type (FROI or SROI MTC's).



Element Requirements

Each MTC and Data Element has a Requirement Code assigned. This example shows F: Fatal and M: Mandatory. Both will cause the transactions to be rejected if the data elements are missing or invalid.

DN#	DATA ELEMENT NAME	FROI MTC'S				
		00	01	04	AQ	CO
<i>Partial Display of FIRST REPORT OF INJURY (FROI)</i>						
0015	Claim Administrator Claim Number (Key Match)	F	F	F	F	F
0016	Employer FEIN	M	M		M	\$
0021	Employer Physical City	M	M		M	\$
0022	Employer Physical State Code	M	M		M	\$
0023	Employer Physical Postal Code	M	M		M	\$

THE SCIENCE OF RISKSM
70

Each MTC and Data Element has a Requirement Code assigned. This example shows F: Fatal and M: Mandatory. Both will cause the transactions to be rejected if the data elements are missing or invalid.

Element
Requirement
Table

Element Requirements

Data elements that have *Conditions* that make them mandatory are indicated with the *MC* requirement code.

DN#	DATA ELEMENT NAME	FROI MTC'S				
		00	01	04	AQ	CO
<i>Partial Display of FIRST REPORT OF INJURY (FROI)</i>						
0015	Claim Administrator Claim Number (Key Match)	F	F	F	F	F
0016	Employer FEIN			MC		\$
0021	Employer Physical City			MC		\$
0022	Employer Physical State Code			MC		\$
0023	Employer Physical Postal Code			MC		\$

THE SCIENCE OF RISKSM
71

Data elements that have *Conditions* that make them mandatory are indicated with the *MC* requirement code.

Element Requirement Table

Element Requirements

Conditions are defined on a separate table:

- Conditional Requirement Code
- Data Element
- Business Condition(s)
- Technical Condition(s)

FROI DATA ELEMENT				
Req Code	DN#	DATA ELEMENT NAME	BUSINESS CONDITION(S)	TECHNICAL CONDITION(S)
MC	0016	Employer FEIN	Mandatory unless denying because no policy exists covering the date of accident	Mandatory unless DN0198 Full Denial Reason Code is 3E

Conditions are defined on a separate table.

<div> <div> <div>Element Requirement Table</div> </div> <div> <h1>Element Requirements</h1> </div> </div>																			
<p>Example: Reject this transaction if the Employer FEIN is missing or invalid when the Full Denial Reason code is not 3E because the condition makes it mandatory.</p>																			
<table> <tr> <th colspan="5">FROI DATA ELEMENT</th></tr> <tr> <th>Req Code</th><th>DN#</th><th>DATA ELEMENT NAME</th><th>BUSINESS CONDITION(S)</th><th>TECHNICAL CONDITION(S)</th></tr> <tr> <td>MC</td><td>0016</td><td>Employer FEIN</td><td>Mandatory unless denying because no policy exists covering the date of accident</td><td>Mandatory unless DN0198 Full Denial Reason Code is 3E</td></tr> </table>					FROI DATA ELEMENT					Req Code	DN#	DATA ELEMENT NAME	BUSINESS CONDITION(S)	TECHNICAL CONDITION(S)	MC	0016	Employer FEIN	Mandatory unless denying because no policy exists covering the date of accident	Mandatory unless DN0198 Full Denial Reason Code is 3E
FROI DATA ELEMENT																			
Req Code	DN#	DATA ELEMENT NAME	BUSINESS CONDITION(S)	TECHNICAL CONDITION(S)															
MC	0016	Employer FEIN	Mandatory unless denying because no policy exists covering the date of accident	Mandatory unless DN0198 Full Denial Reason Code is 3E															

Example: Reject this transaction if the Employer FEIN is missing or invalid when the Full Denial Reason code is not 3E because the condition makes it mandatory.



Alaska EDI Requirements Overview




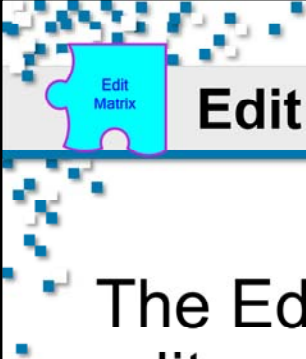
Edit Matrix

What are the specific edits that will be applied to the reports?

- The ADOL Edit Matrix, based on the ADOL Element Requirement Table, conveys which data elements have edits that may be applied to them and provides the standard error messages associated with these edits.

The Edit Matrix is made up of Match Data, Population Restrictions, Valid Value and sequencing.

Edit Matrix : What are the specific edits that will be applied to the reports?



Edit Matrix

The Edit Matrix details the edits applied by a jurisdiction.

THE SCIENCE OF RISKSM

The Edit Matrix details the edits applied by a jurisdiction.


Release 3 Edit Matrix

1. *DN-Error Message* contains “standard” editing developed for Release 3 data elements.
2. *Value Table* expresses the jurisdiction’s acceptable code values.
3. *Match Data* describes the data elements that will be used to determine if the report will create a new claim or find an existing claim or transaction in the jurisdiction’s database.
4. *Population Restrictions* contains the jurisdiction’s restrictions applied to the data element(s).
5. *Sequencing Table*

The tables are listed and available separately on the Alaska EDI Website: www.adoledi.info.

Edit Matrix		DN Error Message Table														
Error Message Numbers and associated descriptions are listed across the top of the table.																
Edit Matrix Population Legend:																
F - Edit applies to the data elements deemed essential for a transmission/transaction to be processed.																
L - Not grayed out: Edit applies to the data elements based on the																
001	Mandatory field not present															
018	Number of Days Worked must be 0-7															
019	Days must be 0-6															
028	All digits must be 0-9															
029	Must be a valid date (CCYYMMDD)															
030	Must be A-Z, 0-9, or spaces															
031	Must be a valid time															
033	Must be <= Date of Injury															
034	Must be >= Date of Injury															

On the DN Error Message Table, Error Message Numbers and associated descriptions are listed across the top of the table.


 Edit
Matrix


Valid Value Table

Reflects the FROI and SROI codes accepted for each data element that contains codes. Example: Maintenance Type Codes (MTC's) accepted.

DN	Element Name	Capture?	Acceptable Code Value List - grayed out indicates that												
0002	Maintenance Type Code (for FROI)	Y	00	01	02	04	CO	AQ	AU	UI	UR				
0002	Maintenance Type Code (for SROI)	Y	02	04	AB	AP	CA	CB	CD	CO	EP	ER	FN		
	Maintenance Type Codes (for SROI continued)	Y	RB	RE	S1	S2	S3	S4	S5	S6	S7	S8	S9		

THE SCIENCE OF RISKSM

The Valid Value Table reflects the FROI and SROI codes accepted for each data element that contains codes. Example: Maintenance Type Codes (MTC's) accepted.

		Valid Value Table														
		Alaska does not accept FROI MTC UI, or SROI MTC AB, S7 or S9. They are greyed out.														
		Acceptable Code Value List - grayed out indicates that a value is 'Not Statutorily Valid'														
DN	Element Name	Capture?														
0002	Maintenance Type Code (for FROI)	Y	00	01	02	04	CO	AQ	AU	UI	UR					
0002	Maintenance Type Code (for SROI)	Y	02	04	AB	AP	CA	CB	CD	CO	EP	ER	FN			
	Maintenance Type Codes (for SROI continued)	Y	RB	RE	S1	S2	S3	S4	S5	S6	S7	S8	S9			
THE SCIENCE OF RISK SM																

For Maintenance Type Code (MTC), Alaska does not accept FROI MTC UI, or SROI MTC AB, S7 or S9 for example as they are greyed out.

Match Data

For claims processing, a Alaska identifies their primary "match" data element values.

GROUPING	DN	DATA ELEMENT NAME	New Claims	Existing Claims	Corrections
Claim	0004	Jurisdiction Code	S	S	S
	0005	Jurisdiction Claim Number	P	P	P
	0015	Claim Administrator Claim Number *	P	S	S
Claimant		Employee ID	P	S	S
		\$ Employee SSN - Preferred (DN0042) (preferred)	P	S	S
		\$ Employee Green Card (DN0153)	S	S	S
		\$ Employee Employment Visa (DN0152)	S	S	S
		\$ Employee Passport Number (DN0156)	S	S	S
	0031	Date of Injury	P	S	S
	0043	Employee Last Name	P	S	S
Claim Administrator	0044	Employee First Name	P	S	S
	0052	Employee Date of Birth	S	S	S
	0187	Claim Administrator FEIN *	P	S	S
Insurer	0014	Claim Administrator Postal Code *	S	S	S
Transaction	0006	Insurer FEIN	P	S	S
	0295	Maintenance Type Correction Code			P

Alaska Match Date, for claims processing, a Alaska identifies their primary "match" data element values. For example, one of the primary match data elements is SSN and secondary is Green Card, Employment Visa and Passport Number.

For a New Claim, Alaska's Primary Match Data Elements indicated by an 'P' are:

Claim Administrator Claim Number

Employee SSN

Date of Injury

Employee Last Name

Employee First Name

Claim Administrator FEIN

Insurer FEIN

Alaska's Secondary Match Data Elements indicated by an 'S' are:

Employee Green Card

Employee Employment Visa

Employee Passport Number

Employee Date of Birth

Claim Administrator Postal Code

Match Data

When there is no match on the primary, secondary "match" data elements may find the claim

GROUPING	DN	DATA ELEMENT NAME	New Claims	Existing Claims	Corrections
Claim	0004	Jurisdiction Code	S	S	S
	0005	Jurisdiction Claim Number		P	P
	0015	Claim Administrator Claim Number *	P	S	S
Claimant		Employee ID	P	S	S
		§ Employee SSN – Preferred (DN0042) (preferred)	P	S	S
		§ Employee Green Card (DN0153)	S	S	S
		§ Employee Employment Visa (DN0152)	S	S	S
		§ Employee Passport Number (DN0156)	S	S	S
	0031	Date of Injury	P	S	S
	0043	Employee Last Name	P	S	S
Claim Administrator	0044	Employee First Name	P	S	S
	0052	Employee Date of Birth	S	S	S
	0187	Claim Administrator FEIN *	P	S	S
Insurer	0014	Claim Administrator Postal Code *	S	S	S
Transaction	0006	Insurer FEIN	P	S	S
	0295	Maintenance Type Correction Code			P

When there is no match on the primary, secondary "match" data elements may find the claim.

Only one Match Data Element can be changed on the same MTC 02 Change transaction. If more than one Match Data Element is changed on the same MTC 02 Change transaction, an error message 117- Match data value not consistent with value previously reported will be returned resulting in a TR-Transaction Rejected acknowledgment. Note: Data Elements within the 'Transaction Grouping' are not applicable to the MTC 02 Change transaction.

Note: Refer to ADOL Match Data Table for MTC UR for match data used for claims that are applicable to the MTC UR Events.

Population Restrictions

Sorted by Error Message & DN

F = Edit applies to the data elements deemed essential for a transmission/transaction to be processed.
L = Edit applies to the data elements based on the requirements indicated on the Element Requirement Table.

Y = Yes - indicates that all edits marked for the data element will be applied; some may be based on conditions defined in the Element Requirement Table

"P" is indicated in the 'Population Restrictions Indicator' column and the associated data element population restriction is detailed in the Population Restrictions Table.

Population Restrictions Indicator

was also not present

018	Number of Days Worked must be 0-7
019	Days must be 0-6
020	All digits must be 0-9
021	Must be a valid date (CCYYMMDD)
022	Must be A-Z, 0-9, or spaces
023	Must be a valid time
024	Must be <= Date of Injury
025	Must be <= Date of Injury
026	Must be >= Initial Date Disability Began
027	Must be <= Employee Date of Death
028	Must be <= Maintenance Type Code Date
029	Must be >= Start Date
030	We match on database
031	All digits cannot be the same

Partial Display of DN-Error Message table

Discussion on the Population Restrictions Table.

Edit
Matrix

Population Restrictions

Each **Population Restriction** contains:

➤ The DN # and Name;

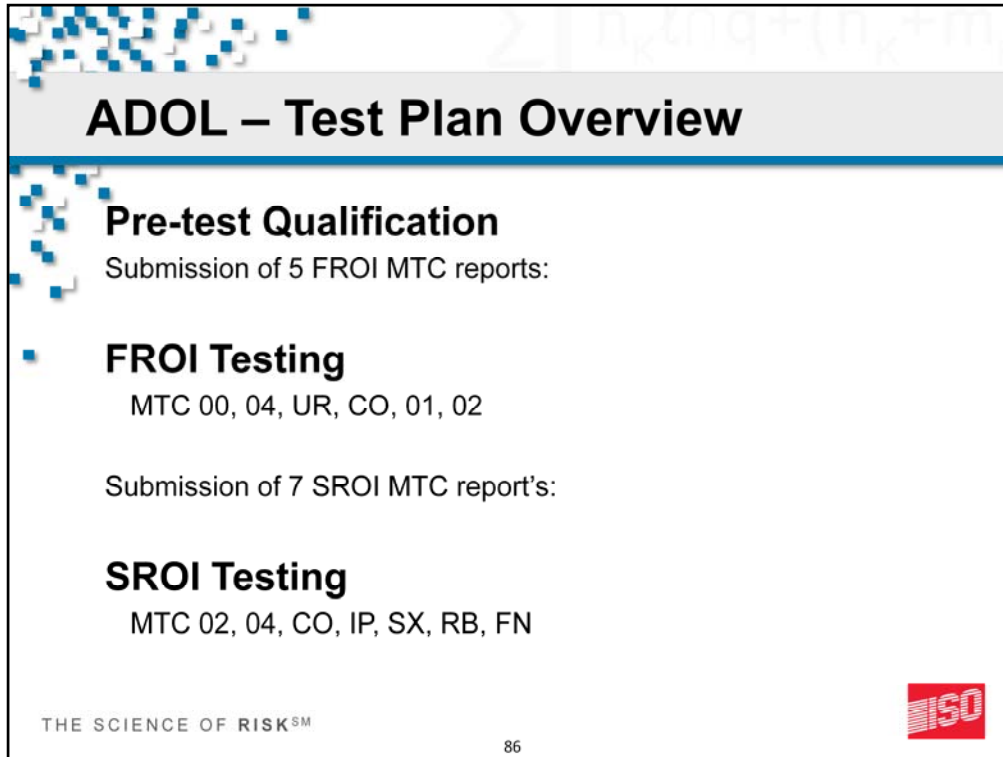
Element Error Number (DN0116)		Data Element Name		Population Restriction	Element Error Number (DN0116)
0002	042	Maintenance Type Code (For 148 record and A49 record)		Valid values limited to: FROI: 00, 01, 02, 04, CO, AQ, AU, UR SROI: AN, 02, 04, AP, CA, CB, CD, CO, EP, ER, FN, IP, PD, PY, RB, RE, S1, S2, S3, S4, S5, S6, S8, SD, SJ, VE	042
0002	042	Maintenance Type Code (For Benefits Segment)		MTC at the Benefit Level must be the same as the MTC at the Claim Level of the transaction when the Subsequent Report affects a Benefit Type	042
0002	042	Maintenance Type Code (For Benefits Segment)		When the MTC applies to the claim as a whole, the MTC is sent at the Claim Level (A49) only and is not at the Benefit Level	042
0004	042	Jurisdiction Code		Value must be "AK"	042
0085	042	Benefit Type Code		If MTC = CB, then must have at least 2 occurrences. Valid values are limited to 010, 020, 030, 050, 070, 210, 230, 240, 242, 250, 270, 410, 500, 501, 510, 520, 524, 530, 541, 550, 570	042
0085	042	Benefit Type Code		If DN0146 Death Result of Injury Code = Y then Benefit Type Code must be = 010.	042
0092	042	Benefit Adjustment Code		Valid values limited to A, B, E, I, J, L, N, R, S, T, U, W, X, 1 or 2	042
0105	042	Interchange Version ID		Valid values limited to 14830 or A4930	042
0130	042	Benefit Redistribution Code		Value must be H	042
0146	042	Death Result of Injury Code		If DN0085 Benefit Type Code = 010 then DN0146 Death Result of Injury Code must be =	042

THE SCIENCE OF RISKSM

Population Restrictions

Population Restriction, Element Error Number, Error Message and Error Text

85




ADOL – Test Plan Overview

Pre-test Qualification
Submission of 5 FROI MTC reports:

- FROI Testing**
MTC 00, 04, UR, CO, 01, 02

Submission of 7 SROI MTC report's:

SROI Testing
MTC 02, 04, CO, IP, SX, RB, FN

THE SCIENCE OF RISKSM 

86

The ADOL release 3.0 test plan consists of 3 stages, the Pre-test Qualification period, the FROI business case testing period and the SROI business case testing period

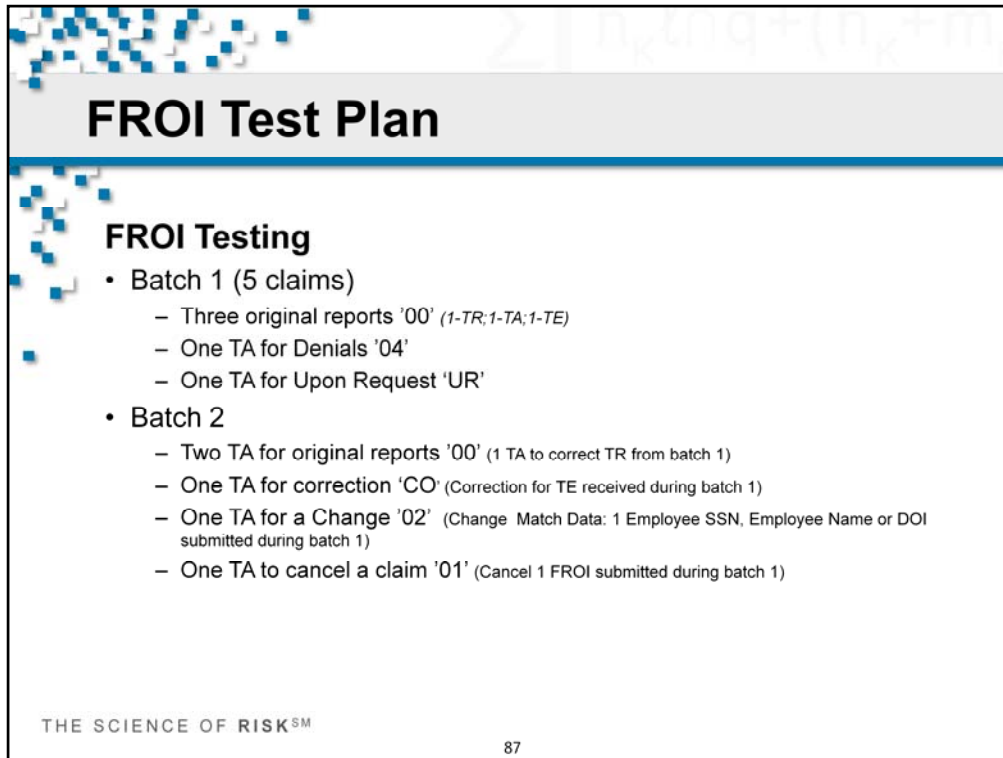
**Note: During the testing process, Trading Partners may use any type of data to simulate the applicable reports required. For example, Old Claims, New Claims and/or dummy data will be allowed for testing.*

The first stage of testing is the initial pre-test qualification. This process is used to verify that the Trading Partner is capable of producing the proper file structure during testing & production. Once completed, the Trading Partner can move onto the next testing requirement.

The second stage of testing is the FROI business case testing. This process will consist of two batch's. The first batch will include MTC report types 00, 04, UR and will be used to establish claims in the database for additional MTC report types to be tested during batch 2.

The second batch will include MTC report types 00, 01, 02, CO. With the exception of 00, these report types should be submitted using the Jurisdiction claim # (JCN) that was assigned for claims that were established during batch 1.

The third and final stage of testing is the SROI business case testing. This process will be used to test the Trading Partners ability to produce acceptable Subsequent Reports of injury on claims that were established during the FROI testing stage described above. All MTC's described above will be required to be submitted and accepted with a "TA" acknowledgement prior to the completion of the test plan for ADOL.



FROI Test Plan

FROI Testing

- Batch 1 (5 claims)
 - Three original reports '00' (1-TR;1-TA;1-TE)
 - One TA for Denials '04'
 - One TA for Upon Request 'UR'
- Batch 2
 - Two TA for original reports '00' (1 TA to correct TR from batch 1)
 - One TA for correction 'CO' (Correction for TE received during batch 1)
 - One TA for a Change '02' (Change Match Data: 1 Employee SSN, Employee Name or DOI submitted during batch 1)
 - One TA to cancel a claim '01' (Cancel 1 FROI submitted during batch 1)

THE SCIENCE OF RISKSM

87

The first business case tests as part of the required ADOL test plan is submission of FROI reports, which are broken up into two batches. The first batch will be used to establish FROI original MTC reports in the ADOL system. These reports will then be used for testing additional MTC's in batch 2.

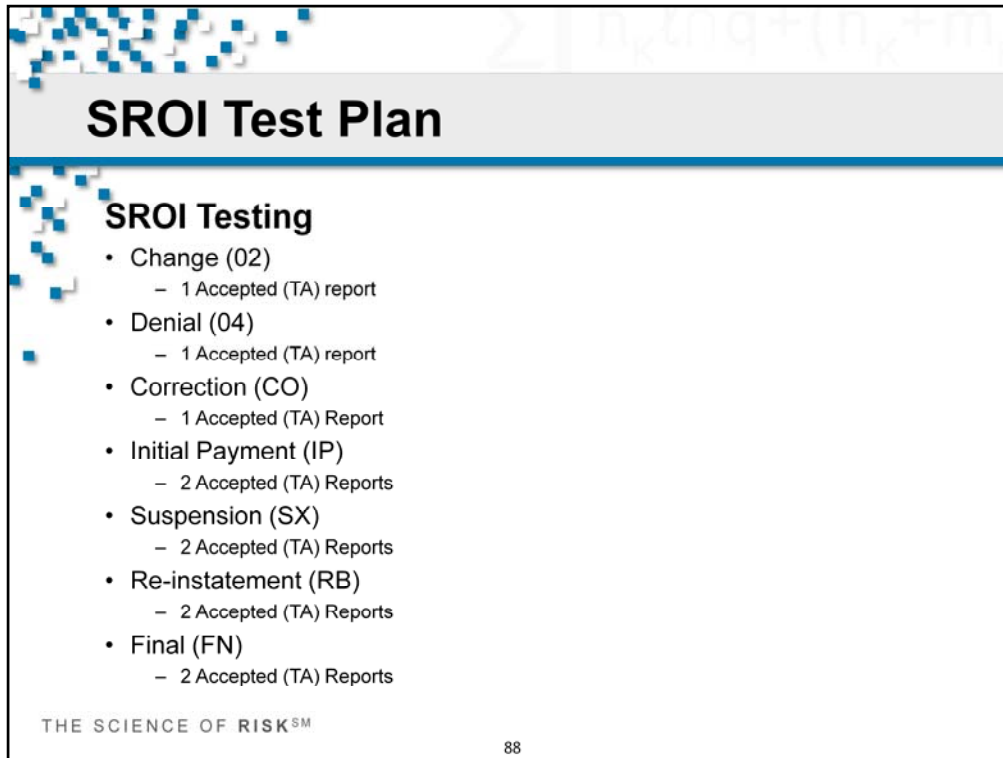
For batch 1, Trading Partners must submit at least 5 claims. The first 3 claims should be FROI original reports (00's) consisting of 1 FROI 00 that passes all edits and receives a "TA" acknowledgement, 1 FROI 00 that does not pass mandatory edits and receives a "TR" acknowledgement and 1 FROI 00 that receives a "TE" (accepted with errors) acknowledgement that requires a correction. (For example, Date Return to Work (DN 0068) < Date Disability Began can be used to create a TE acknowledgement).

The remaining two claims submitted in batch 1 are for testing of a Denial (04) and an Upon Request (UR). The denial '04' should be submitted and accepted (TA) for one claim to simulate a full denial. The Upon Request (UR) must also be submitted and accepted to test the establishment of a claim that was previously reported on paper where reporting will need to continue electronically after the ADOL EDI R3 implementation date.

For batch 2, Trading Partners must submit at least 6 claims. The first 3 claims should be FROI original reports (00's) consisting of two new FROI 00's that are accepted with a TA acknowledgement. A third FROI 00 should also be submitted to account for the rejected (TR) FROI original report (00) that was received during batch 1.

One MTC CO must also be submitted and accepted to correct the FROI 00 for the claim that received a "TE" (Accepted with errors) acknowledgement during batch 1.

The remaining 2 claims submitted in batch 2 will be required to test changing a data



SROI Test Plan

SROI Testing

- Change (02)
 - 1 Accepted (TA) report
- Denial (04)
 - 1 Accepted (TA) report
- Correction (CO)
 - 1 Accepted (TA) Report
- Initial Payment (IP)
 - 2 Accepted (TA) Reports
- Suspension (SX)
 - 2 Accepted (TA) Reports
- Re-instatement (RB)
 - 2 Accepted (TA) Reports
- Final (FN)
 - 2 Accepted (TA) Reports

THE SCIENCE OF RISKSM

88

ADOL will also require SROI reports to be submitted on claims that were established during FROI testing to validate the Trading Partners ability to report Subsequent Reports of Injury.

The SROI test plan provided was designed to include a flow of events during the life cycle of a claim from the initial payment, through suspension, re-instatement of benefits and then final closure. SROI test cases can may be submitted by the trading partner in any order, but it is recommended that they are submitted by the event order provided for ease of tracking purposes.

Trading Partners must submit all applicable MTC's according to the number of test cases provided for completion of the SROI test stage.

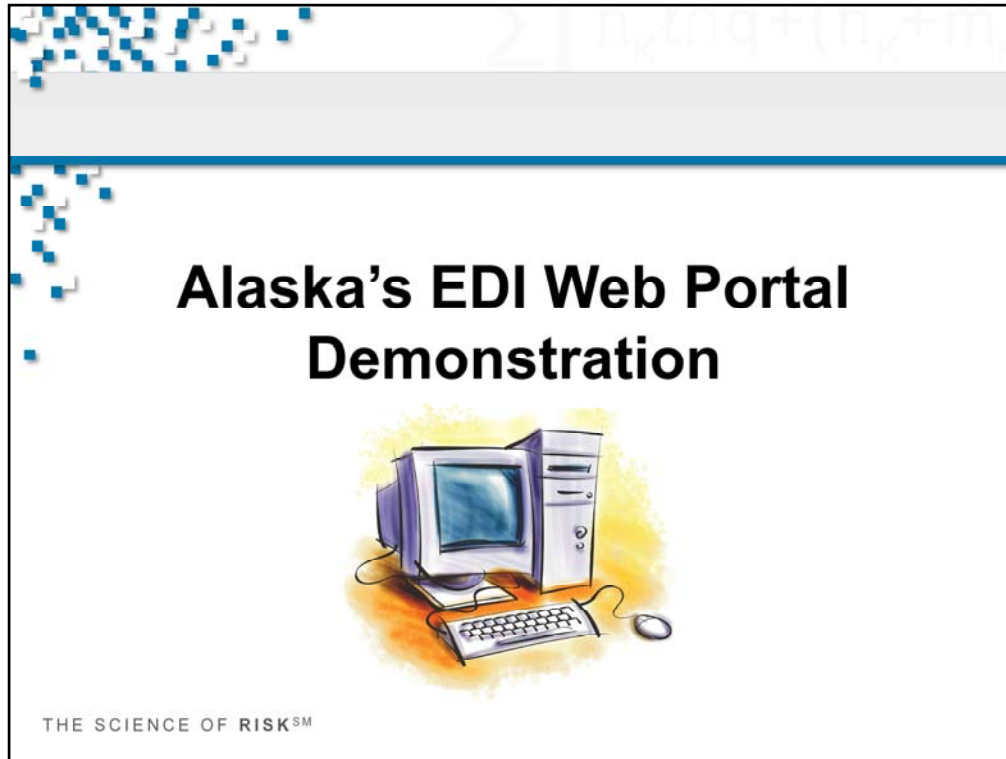
SROI MTC types include at least 1 change report (02), 1 Denial (04), 1 Correction (CO), 2 Initial Payments (IP), 2 Suspensions (SX - *Note: Any applicable suspension available in ADOL requirements can be used), 2 re-instatement of benefits (RB) and 2 Final reports (FN – used to close the claim).

Once completion of the SROI test plan has been completed, the Trading Partner will be approved for EDI release 3.0 reporting in Alaska.

How do I get help?

All questions related to the Trading Partner
Registration Process and/or General EDI
Support should be sent to adoledi@iso.com.
ISO manages this process!





Alaska's EDI Web Portal Demonstration

How do I get help?

All questions related to
Alaska's EDI Web Portal
should be sent to
adoledi@iso.com.



Thank You!

Please Visit us Online:

ISO
wcPrism



www.wcprism.com

Alaska Department of
Labor and Workforce
Development



www.adoledi.info

THE SCIENCE OF RISKSM

92

For more information visit us online at www.iso.com or join the conversation on Twitter or LinkedIn.